




# ALAWAIEL

HYDROMECHANICAL EQUIPMENT

Hydraulic Solutions That Last



# ALAWAIEL

HYDROMECHANICAL  
EQUIPMENT

Industrial Area 3, Sharjah UAE


Email : [Manager@alawaielhoses.ae](mailto:Manager@alawaielhoses.ae)

Email : [alawaiel.hydro@gmail.com](mailto:alawaiel.hydro@gmail.com)

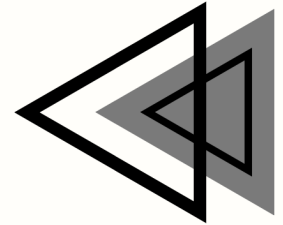
[www.alawaielhoses.ae](http://www.alawaielhoses.ae)

# About Us

Al Awaiel Hydromechanical Equipment is a UAE-based supplier specializing in hydraulic components. Our mission is to provide reliable, durable, and innovative hydraulic solutions that support industries worldwide. Our vision is to be the trusted global partner for hydraulic equipment and solutions.



# Our product



## Hydraulic Hoses

High-pressure, flexible, and long-lasting hoses.



## Fittings & Adapters

Precision-engineered connections for leak-free performance.



## Excavator Jack Hammers

Durable hammer heads for demolition and construction



## Crimping Machines for Hydraulic Hoses

Efficient machines for precision hose assembly.



# Why choose us



## EXPERTISE

Years of experience  
in the hydraulic  
industry




## QUALITY PRODUCTS

High-performance  
products built  
to last



## CUSTOMER FOCUS

Committed to service  
and customer  
satisfaction



## GLOBAL REACH

Serving clients across  
multiple countries



# Contact us

Address : Industrial Area 3 , Sharjah UAE

Phone: +971 52 845 5224

Email: [alawaiel.hydro@gmail.com](mailto:alawaiel.hydro@gmail.com)

[Manager@alawaielhoses.ae](mailto:Manager@alawaielhoses.ae)

Website : [www.alawaielhoses.ae](http://www.alawaielhoses.ae)





## CONTENT

<b>TYPE</b>	<b>PAGE</b>
<b>HT 32</b>	<b>1</b>
<b>HT 32-40</b>	<b>2</b>
<b>HT 32-M</b>	<b>3</b>
<b>HT 32- 12V</b>	<b>4</b>
<b>HT 75-100</b>	<b>5</b>
<b>HT 25-M</b>	<b>6</b>
<b>HOSE CUTTING MACHINE</b>	<b>7</b>
<b>SKIVING MACHINE</b>	<b>7</b>





## HT 32



HT 32	
Locking range	Φ 6-51mm
Number of molds	10 sets
Shrinking stroke	30mm
Pressing accuracy	0.01mm
Displacement	2.5L -5L -10L
Power	3KW - 4KW
System pressure	31.5MPA
Voltage	220V-380V (OTHER VOLTAGES CAN BE CUSTOMIZED)
Closing force	500T
Production quantity	120-400 pieces/hour
External dimensions	800*640*1300mm
Weight	300KG




## HT 32-40



HT 32-40	
Locking range	Φ 6-51mm
Number of molds	10 sets
Shrinking stroke	30mm
Pressing accuracy	0.01mm
Displacement	2.5L—5L
Power	3KW (CUSTOMIZABLE POWER)
System pressure	31.5MPA
Voltage	220V—380V (OTHER VOLTAGES CAN BE CUSTOMIZED)
Closing force	500T
Production quantity	200 pieces/hour
External dimensions	834*640*1350mm
Weight	300KG




## HT 32-M



HT 32-M	
Locking range	Φ 6-51mm
Number of molds	10 sets
Shrinking stroke	30mm
Pressing accuracy	0.01mm
Displacement	2.5L
System pressure	31.5MPA
Closing force	500T
Production quantity	70 times/hour
External dimensions	995*600*480mm
Weight	200KG



## HT 32-12V



HT 32-12V	
Locking range	Φ 6-51mm
Number of molds	10 sets
Shrinking stroke	30mm
Pressing accuracy	0.01mm
Displacement	1.5L
Power	1.6 KW
System pressure	25MPA
Voltage	12V – 24V
Closing force	400T
Production quantity	120 pieces/hour
External dimensions	680*555*520mm
Weight	200KG



## HT 75-100



HT 75-100	
Locking range	Φ 6-76mm
Number of molds	15 sets
Shrinking stroke	60mm
Pressing accuracy	0.01mm
Displacement	10L
Power	4 KW – 5.5KW (POWER CAN BE CUSTOMIZED)
System pressure	31.5MPA
Voltage	220V – 380V (VOLTAGE CAN BE CUSTOMIZED)
Closing force	650T
Production quantity	200 - 400 pieces/hour
External dimensions	760*1030*1650mm
Weight	1300KG



## HT 25-M



HT 32-M	
Locking range	Φ 6-25mm
Number of molds	8 sets
Shrinking stroke	15mm
Pressing accuracy	0.01mm
Displacement	1.5L
System pressure	25MPA
Closing force	100T
Production quantity	70 times/hour
External dimensions	400*350*320mm
Weight	200KG



## HOSE CUTTING MACHINE



## SKIVING MACHINE



HOSE CUTTING MACHINE	
Pipe cutting range	Φ 6-51mm
Maximum diameter	80mm
Speed	2900r/min
Blade specifications	350mm
External dimensions	760*560*870mm
Weight	100 kg
Standard voltage	380v / 220v
Motor power	3 kw / 4kw
Smoke exhaust interface	include
Smoke exhaust and dust removal device	include

SKIVING MACHINE	
Peel range	Φ 6-51mm
Maximum diameter	80 mm
Speed	140r/min
External dimensions	530*530*1150mm
Weight	80kg
Standard voltage	380v / 220v
Motor power	0.4 kw
Safety protection device	include