



ALAWAIEL

HYDROMECHANICAL EQUIPMENT

Hydraulic Solutions That Last



ALAWAIEL

**HYDROMECHANICAL
EQUIPMENT**

Industrial Area 3, Sharjah UAE


Email : Manager@alawaielhoses.ae

Email : alawaiel.hydro@gmail.com

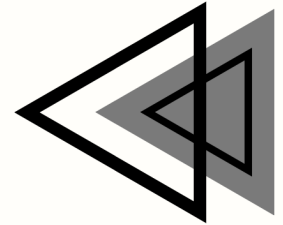
www.alawaielhoses.ae

About Us

Al Awaiel Hydromechanical Equipment is a UAE-based supplier specializing in hydraulic components. Our mission is to provide reliable, durable, and innovative hydraulic solutions that support industries worldwide. Our vision is to be the trusted global partner for hydraulic equipment and solutions.



Our product



Hydraulic Hoses

High-pressure, flexible, and long-lasting hoses.



Fittings & Adapters

Precision-engineered connections for leak-free performance.



Excavator Jack Hammers

Durable hammer heads for demolition and construction



Crimping Machines for Hydraulic Hoses

Efficient machines for precision hose assembly.



Why choose us



EXPERTISE

Years of experience
in the hydraulic
industry




QUALITY PRODUCTS

High-performance
products built
to last



CUSTOMER FOCUS

Committed to service
and customer
satisfaction



GLOBAL REACH

Serving clients across
multiple countries



Contact us

Address : Industrial Area 3 , Sharjah UAE

Phone: +971 52 845 5224

Email: alawaiel.hydro@gmail.com

Manager@alawaielhoses.ae

Website : www.alawaielhoses.ae





Table of content

TYPE	NAME	PAGE
R1 FERRULE	00110	8
4SP FERRULE SHORT	00200	8
R2 FERRULE	00210	9
R2 FERRULE – DOUBLE LOCK	03310	9
4SH FERRULE	00400	10
R7 FERRULE	00018	10
4SH FERRULE	00910	11
METRIC MALE LIGHT	10411	11
METRIC MALE HEAVY	10511	12
GB METRIC MALE 74D	10711	13
BULK METRIC MALE	10811L-LN	14
BSP MALE DOUBLE USE FOR 60D	12611A	15
NPT MALE	15611	16
JIC MALE	16711	17
BULK JIC MALE	16711-LN	18
JIS METRIC MALE	18611	19
METRIC FEMALE WATERWASH	20011-ST	20
METRIC MALE WATERWASH	10611	20
WATERWASH ADAPTER	1M-R	20
METRIC FEMALE WATERWASH	20011-T	21
METRIC FEMALE MULTISEAL	20111-T	22
45D METRIC FEMALE MULTISEAL	20141-T	23
90D METRIC FEMALE MULTISEAL	20191-T	24
GB METRIC FEMALE FLAT SEAT	20211-T	25
30D METRIC FEMALE FLAT SEAT	20231-T	26
45D METRIC FEMALE FLAT SEAT	20241-T	27
90D METRIC FEMALE FLAT SEAT	20291-T	28
METRIC FEMALE STR LIGHT	20411-T	29
METRIC FEMALE MULTISEAL LIGHT	20411C-T	30
45D METRIC FEMALE LIGHT	20441-T	31
90D METRIC FEMALE LIGHT	20491-T	32
90D METRIC FEMALE MULTISEAL LIGHT	20491C-T	33
METRIC FEMALE STR HEAVY	20511-T	34
METRIC FEMALE STR MULTISEAL HEAVY	20511C-T	35
45D METRIC FEMALE HEAVY	20541-T	36
45D METRIC FEMALE MULTISEAL HEAVY	20541C-T	37
90D METRIC FEMALE HEAVY	20591-T	38
METRIC FEMALE CHINA THREAD	20611-T	39



45D METRIC FEMALE CHINA THREAD	20641-T	40
90D METRIC FEMALE CHINA THREAD	20691-T	41
GB METRIC FEMALE STR	20711-T	42
45D GB METRIC FEMALE	20741	43
90D GB METRIC FEMALE	20791	44
BSP FEMALE FLAT SEAT	22211	45
45D BSP FEMALE FLAT SEAT	22241	46
90D BSP FEMALE FLAT SEAT	22291	46
BSP FEMALE STR DOUBLE HEX	22611D	47
BSP FEMALE O-RING	22611-OR	48
45D BSP FEMALE O-RING	22641-T	49
45D BSP FEMALE DOUBLE HEX	22641D-SM	50
90D BSP FEMALE	22691-T	51
90D BSP FEMALE DOUBLE HEX	22691D	52
90D BSP COMPACT FEMALE	22691K	53
180D BSP FEMALE	22691-V180	54
ORFS FEMALE FLAT SEAT	24211-T	55
45D ORFS FEMALE FLAT SEAT	24241-T	56
90D ORFS FEMALE FLAT SEAT	24291-T	57
JIC FEMALE STR	26711	58
JIC FEMALE STR DOUBLE HEX	26711D	59
45D JIC FEMALE	26741	60
90D JIC FEMALE	26791	61
90D JIC COMPACT FEMALE 74D	26791K	62
JIS METRIC FEMALE KOMATSU	28611	63
45D JIS METRIC FEMALE KOMATSU	28641	64
90D JIS METRIC FEMALE KOMATSU	28691	65
JIS FEMALE STR TOYOTA	29611	66
45D JIS FEMALE TOYOTA	29641	67
90D JIS FEMALE TOYOTA	29691	68
WELDING HOSE TAIL	40011	69
METRIC BANJO	70011	70
METRIC BANJO BOLT	700M	71
JB METRIC BANJO	71011	72
JB METRIC BANGO BOLT	710M	73
BSP BANJO	72011	74
BSP BANJO BOLT	720B	75
SAE FLANGE 3000 PSI STR	87311	76
30D SAE FLANGE 3000 PSI	87331	77
45D SAE FLANGE 3000 PSI	87341	78
60D SAE FLANGE 3000 PSI	87361	79
62.5 SAE FLANGE 3000 PSI	87361 V62.5	80
90D SAE FLANGE 3000 PSI	87391	80
90D SAE FLANGE 3000 PSI	87391-H	81
SAE FLANGE 6000 PSI STR	87611	82
30D SAE FLANGE 6000 PSI	87631	83



45D SAE FLANGE 6000 PSI	87641	84
60D SAE FLANGE 6000 PSI	87661	84
62.5 SAE FLANGE 6000 PSI	87661 v62.5	85
90D SAE FLANGE 6000 PSI	87691	85
90D SAE FLANGE 6000 PSI	87691-H	86
JIS FLANGE	88111	87
45D JIS FLANGE	88141	87
90D JIS FLANGE	88191	87
SPLIT FLANGE CLAMPS 3000 PSI	FL	88
SPLIT FLANGE CLAMPS 6000 PSI	FS	88
DOUBLE HOSE CONNECTOR	90011	89
90D FLANGE 6000 PSI INTERLOCK	P87693	90
FLANGE 9000 PSI STR INTERLOCK	P87913	90
45D SAE FLANGE 9000 PSI INTERLOCK	P87943	91
90D SAE FLANGE 9000 PSI INTERLOCK	P87993	91
METRIC ADAPTER BOTH SETTING	1C 1D	92
90D MALE-MALE METRIC	1C9 1D9	93
METRIC MALE TEE	AC AD	94
METRIC M/F SWIVEL REDUCER LIGHT	2C	95
METRIC M/F SWIVEL REDUCER HEAVY	2D 2D-RN	96
90D MALE-FEMALE METRIC	2C9 2D9	98
METRIC BRANCH TEE	BC BD	99
METRIC RUN TEE	CC CD	100
STR METRIC SWIVEL NUT	3C 3D	101
METRIC MALE PLUG	4C 4D	102
METRIC FEMALE PLUG	9C 9D	103
METRIC BULK ADAPTER	6C-LN 6D-LN	104
90D METRIC BULK ADAPTER	6C9-LN	105
ADAPTER NPT-METRIC	1CN 1DN	106
90D MALE-MALE NPT-METRIC	1CN9 1DN9	107
METRIC ADAPTER STUD ENDS	1CH 1DH	108



ADAPTER BSP METRIC O-RING	1CG , 1DG	110
90D C/N BSP - METRIC	1CG9-OG 1DG9-OG	111
ADAPTER UNF - METRIC	1CO 1DO	112
ADAPTER BSP - METRIC CAPTIVE SEAL	1CB-WD 1DB-WD	113
METRIC MALE - BSP FEMALE SWIVEL	2BC-WD 2BD-WD	114
METRIC ADAPTER WITH CAPTIVE SEAL	1CM-WD 1DM-WD	115
MALE-FEMALE METRIC SWIVEL	2MC-WD 2MD-WD	116
ADAPTER METRIC - JIC	1CJ 1DJ	117
BSP MALE - METRIC FEMALE SWIVEL	2GC 2GD	118
METRIC NUTS	NL NS	119
CUTTING RING	RL-S RS-S	120
KOMATSU ADAPTER	1Q	121
KOMATSU MALE TEE	AQ	122
90D MALE - FEMALE KOMATSU	2Q9	122
ADAPTER METRIC - KOMATSU	1QH	123
90D C/N METRIC - KOMATSU	1QH9-OG	124
ADAPTER BSP - KOMATSU	1QG	125
90D C/N BSP - KOMATSU	1QG9-OG	125
ADAPTER UNF - KOMATSU	1QO	126
90D C/N UNF - KOMATSU	1QO9-OG	126
ADAPTER NPT - KOMATSU	1QN	127
ADAPTER BSPT - KOMATSU	1QT-SP	128
ADAPTER BSP - BSP	1B	129
90D BSP MALE - MALE	1B9	130
BSP MALE TEE	AB	131
BSP MALE - FEMALE SWIVEL	2B	132
45D BSP MALE - FEMALE SWIVEL	2B4	133
BSP BRANCH TEE	BB	133
BSP RUN TEE	CB	134
BSP FEMALE PLUG	9B	134
BSP BULK ADAPTER	6B-LN	135
90D BSP BULK ADAPTER	6B9-LN	135
ADAPTER BSPT - BSP	1BT-SP	136
45D MALE - MALE BSPT - BSP	1BT4-SP	137
90D MALE - MALE BSPT - BSP	1BT9-SP	138
ADAPTER BSP - BSP O-RING	1BG	139
45D C/N BSP - BSP	1BG4-OG	140
90D C/N BSP - BSP	1BG9-OG	140



ADAPTER METRIC - BSP	1BH	141
90D C/N METRIC - BSP	1BH9-OG	143
ADAPTER UNF - BSP	1BO	144
BSP MALE CAPTIVE SEAL HOLLOW HEX PLUG	4BN-WD	145
BSP MALE CAPTIVE SEAL PLUG	4B-WD	145
90D BSP FEMALE FIX	7B9-PK	146
BSP FEMALE TEE FIX	GB-PK	146
ADAPTER BSPT - BSPT	1T-SP	147
90D BSPT MALE - MALE	1T9-SP	148
BSPT MALE PLUG	4T-SP	148
90D BSPT FEMALE FIX	7T9-PK	149
BSPT FEMALE TEE FIX	GT-PK	149
BSPT FEMALE FIX	7T	150
90D BSPT MALE/BSPT FEMALE FIX	5T9	150
BSPT MALE/BSPT FEMALE FIX	5T	151
BSPT MALE HOLLOW HEX PLUG	4TN	152
ADAPTER NPT - NPT	1N	153
90D NTP MALE - MALE	1N9	154
NPT MALE PLUG	4N	154
NPT MALE NPT FEMALE FIX	5N	155
90D NPT MALE/NPT FEMALE FIX	5N9	156
NPT FEMALE FIX	7N	157
NPT FEMALE TEE FIX	GN-PK	157
ADAPTER JIC - JIC	1J	158
45D JIC MALE - MALE	1J4	159
90D JIC MALE - MALE	1J9	160
JIC MALE TEE	AJ	161
JIC MALE - FEMALE SWIVEL	2J	162
90D JIC MALE - FEMALE	2J9	163
JIC MALE PLUG	4J	164
REDUCER NPT FEMALE FIX - JIC MALE	5JT	165
ADAPTER BSPT - JIC	1JT-SP	166
45D BSPT - JIC MALE - MALE	1JT4-SP	167
90D BSPT - JIC MALE - MALE	1JT9-SP	168
ADAPTER UNF - JIC	1JO	169
ADJUSTER BRANCH TEE UNF - JIC	AJOJ-OG	170
45D C/N UNF - JIC	1JO4-OG	171
90D C/N UNF - JIC	1JO9-OG	172
ADAPTER BSP - JIC O-RING	1JG	173
45D C/N BSP - JIC	1JG4-OG	174
90 C/N BSP - JIC	1JG9-OG	175
ADJUSTER BRANCH TEE BSP - JIC	AJGJ-OG	176
ADAPTER BSP - JIC CAPTIVE SEAL	1JB-WD	177
ADAPTER ORFS - ORFS	1F	178
90D MALE - MALE ORFS	1F9	179
ORFS MALE TEE	AF	179

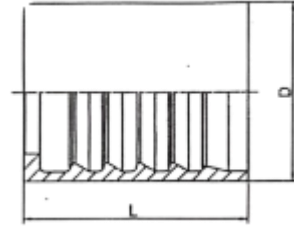


ORFS MALE - FEMALE SWIVEL	2F	180
45D ORFS MALE - FEMALE	2F4	181
90D ORFS MALE - FEMALE	2F9	181
ORFS RUN TEE	CF	182
ORFS MALE PLUG	4F	182
ORFS BULK ADAPTER	6F-LN	183
90D ORFS BULK ADAPTER	6F9-LN	183
ADAPTER UNF - ORFS	1FO	184
45D C/N UNF - ORFS	1FO4-OG	185
90D C/N UNF - ORFS	1FO9-OG	186
ADAPTER BSP - ORFS	1FG	187
45D C/N BSP - OR	1FG4-OG	188
90D C/N BSP - OR	1FG9-OG	189

00110

SAE 100 R1AT/EN 853 1SN

FERRULE FOR SAE 100 R1AT /EN853 1SN HOSE

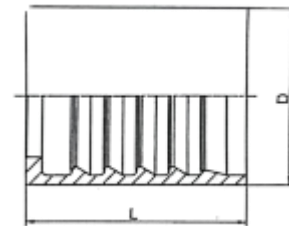


PART NO	HOSE BORE		DIMENSIONS	
	DN	DASH	D	L
00110-04	6	04	19	30
00110-05	8	05	21	31
00110-06	10	06	23.3	32
00110-08	12	07	27	34
00110-10	16	10	30	37
00110-12	20	12	34	43
00110-16	25	16	42.6	50
00110-20	32	20	52	59
00110-24	40	24	58	74
00110-32	50	32	72	78

00200

SAE100R2A/EN853 2ST

FERRULE FOR SAE100R2A/EN853 HOSE

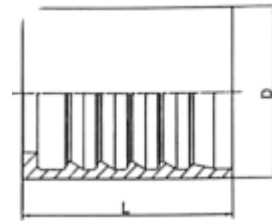


PART NO	HOSE BORE		DIMENSIONS	
	DN	DASH	D	L
00200-04	6	04	21	30
00200-05	8	05	24	31
00200-06	10	06	25.5	32
00200-08	12	08	30	34
00200-10	16	10	33.4	37
00200-12	20	12	38	43
00200-16	25	16	46	50
00200-20	32	20	56	59
00200-24	40	24	62	74
00200-32	50	32	75	78

00210

SAE 100 R2AT/ EN 853 2SN

FERRULE FOR SAE 100 R2AT/ EN 853 2SN HOSE

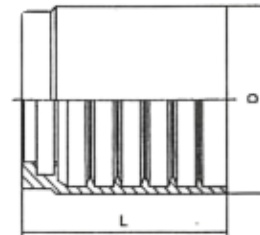


PART NO	HOSE BORE		DIMENSIONS	
	DN	DASH	D	L
00210-04	6	04	21	30
00210-05	8	05	23	31
00210-06	10	06	25	32
00210-08	12	08	28.3	34
00210-10	16	10	31.5	37
00210-12	20	12	35.5	43
00210-16	25	16	45	50
00210-20	32	20	55	59
00210-24	40	24	62.5	74
00210-32	50	32	75.5	78

03310

SAE 100 R2AT/ EN 853 2SN

FERRULE FOR SAE 100 R2AT/ EN 853 2SN HOSE

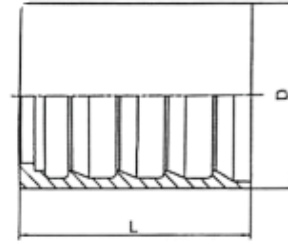


PART NO	HOSE BORE		DIMENSIONS	
	DN	DASH	D	L
03310-04	6	04	23	30.5
03310-05	8	05	24	30
03310-06	10	06	26	32
03310-08	12	08	29	34
03310-10	16	10	33	37
03310-12	20	12	37	42
03310-16	25	16	46	51
03310-20	32	20	59	59
03310-24	38	24	67	67
03310-32	51	32	80	72

00400

4SP. 4SH/12-16. R12/06-16

FERRULE FOR 4SP. 4SH/12-16. R12/06-16 HOSE

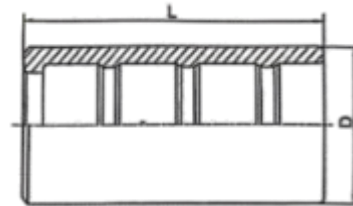


PART NO	HOSE BORE		DIMENSIONS	
	DN	DASH	D	L
00400-04	6	04	22	37.5
00400-06	10	06	25.5	39
00400-08	12	08	29	41
00400-10	16	10	32.5	43
00400-12	20	12	37	51
00400-16	25	16	46.5	61.5
00400-20	32	20	57	67.5
00400-24	40	24	65	75
00400-32	50	32	79	79

00018

SAE 100 R7

FERRULE FOR SAE100R7 HOSE

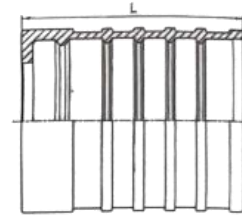


PART NO	HOSE BORE		DIMENSIONS	
	DN	DASH	D	L
00018-03	5	03	14.2	27
00018-04	6	04	17	29
00018-05	8	05	18.8	31
00018-06	10	06	21	31
00018-08	12	08	25.5	34
00018-10	16	10	31.5	36
00018-12	20	12	33	43

00910

SAE 100 R13

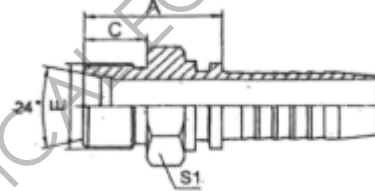
FERRULE FOR SAE 100R13 HOSE



PART NO	HOSE BORE		DIMENSIONS	
	DN	DASH	D	L
00910-12	20	12		50
00910-16	25	15		62
00910-20	32	20		71
00910-25	40	24		80
00910-32	50	32		80

10411

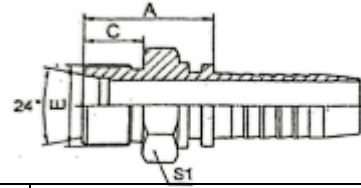
METRIC MALE 24° CONE SEAT L.T.DIN 3853



PART NO	THREAD E	HOSE BORE		TUBE O.D	DIMENSIONS		
		DN	DASH		A	C	S1
10411-12-04	M12X1.5	6	04	6	20.5	10	12
10411-14-04	M14X1.5	6	04	8	20.5	10	14
10411-14-05	M14X1.5	8	05	8	21.5	10	14
10411-16-04	M16X1.5	6	04	10	22.5	11	17
10411-16-05	M16X1.5	8	05	10	22.5	11	17
10411-16-06	M16X1.5	10	06	10	22.5	11	17
10411-18-05	M18X1.5	8	05	12	23.5	11	19
10411-18-06	M18X1.5	10	06	12	22.5	11	19
10411-22-06	M22X1.5	10	06	15	24.5	12	24
10411-22-08	M22X1.5	12	08	15	26	12	24
10411-26-08	M26X1.5	12	08	18	26.5	12	27
10411-26-10	M26X1.5	16	10	18	27	12	27
10411-27-10	M27X1.5	16	10	18	32	14	30
10411-30-10	M30X2	16	10	22	29	14	32
10411-30-12	M30X2	20	12	22	29	14	32
10411-36-16	M36X2	25	16	28	31.5	14	38
10411-45-20	M45X2	32	20	35	36	16	46
10411-52-24	M52X2	40	24	42	38	16	55

10511

METRIC MALE 24° CONE SEAT H.T.DIN3853

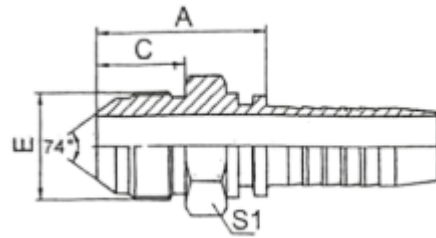


PART NO	THREAD E	HOSE BORE		TUBE O.D	DIMENSIONS		
		DN	DASH		A	C	S1
10511-14-04	M14x1.5	6	04	6	24.5	12	14
10511-16-04	M16x1.5	6	04	8	26.5	12	17
10511-18-04	M18x1.5	6	04	10	26.5	12	19
10511-20-05	M20x1.5	8	05	12	27	12	22
10511-20-06	M20x1.5	10	06	12	26.5	12	22
10511-22-05	M22x1.5	8	05	14	30.5	14	24
10511-22-06	M22x1.5	10	06	14	30.5	14	24
10511-22-08	M22x1.5	12	08	14	31	14	24
10511-24-08	M24x1.5	12	08	16	31.5	14	27
10511-30-10	M30x2	16	10	20	34.5	16	32
10511-30-12	M30x2	20	12	20	36	16	32
10511-36-12	M36x2	20	12	25	40.5	18	41
10511-36-16	M36x2	25	16	25	41.5	18	38
10511-42-16	M42x2	25	16	30	44	20	46
10511-42-20	M42x2	32	20	30	45	20	46
10511-52-20	M52x2	32	20	38	50	22	55

AL AWAIEL HYDROMECHANICAL EQUIPMENT

10711

GB METRIC MALE 74° CONE



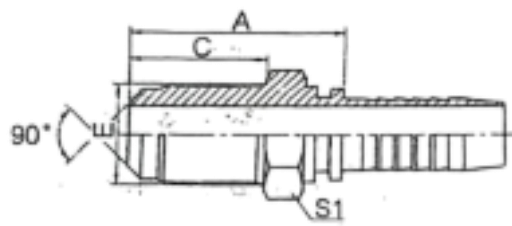
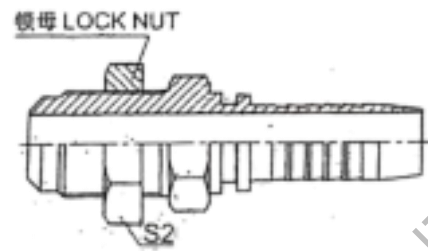
Hose bore

DIMENSIONS

Part No.	Thread E	DN	Dash	A	C	S1
10711-10-02	M10×1	4	02	23	12.6	14
10711-10-03	M10×1	5	03	23	12.6	14
10711-12-03	M12×1.5	5	03	26.5	15.7	14
10711-12-03C	M12×1.25	5	03	24.5	14	14
10711-14-04	M14×1.5	6	04	30.5	18	17
10711-14-06	M14×1.5	10	06	30.5	18	17
10711-16-05	M16×1.5	8	05	31.5	19	17
10711-16-06	M16×1.5	10	06	31.5	19	17
10711-18-05	M18×1.5	10	06	31.5	19	19
10711-22-06	M22×1.5	12	08	35	19.5	24
10711-24-08	M24×1.5	12	08	37	20	27
10711-27-10	M27×1.5	16	10	38.5	20.5	30
10711-30-12	M30×1.5	20	12	42.2	23	32
10711-30-12E	M30×2	20	12	45.5	26	32
10711-33-12	M33×2	20	12	45	26	36
10711-36-14	M36×2	22	14	45	26	38
10711-39-16	M39×2	25	16	48	27.5	41
10711-42-20	M42×2	32	20	52	28.5	46
10711-45-20	M45×2	32	20	52	28.5	46

10811L

METRIC MALE 90° CONE

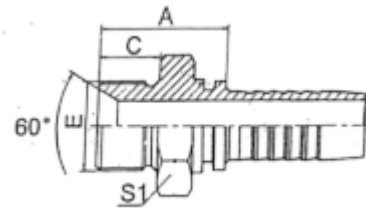
**10811L****10811L-LN**

Part No.	Thread E	DN	Dash	A (mm)	C (mm)	S1 (mm)	S2 (mm)
10811L-12-04	M12×1.5	6	04	46	34	17	17
10811L-12-04A	M12×1	6	04	44.5	32.5	17	17
10811L-14-04	M14×1.5	6	04	46	34	17	19
10811L-14-06	M14×1.5	10	06	46.5	34	17	19
10811L-16-04	M16×1.5	6	04	46.5	34	19	22
10811L-16-06	M16×1.5	10	06	46.5	34	22	22
10811L-20-06	M20×1.5	10	06	57	40	27	27
10811L-20-08	M20×1.5	12	08	57.5	40	27	27
10811L-22-08	M22×1.5	12	08	62.5	45	27	27

12611A

BSP MALE DOUBLE USE FOR 60°

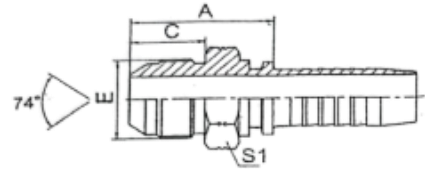
CONE SEAT OR BONDED SEAL



Part No.	Thread E	HOSE BORE		DIMENSIONS		
		DN	DASH	A (mm)	C (mm)	S1 (mm)
12611A-02-03	G1/8"×28	5	03	22	10	14
12611A-04-04	G1/4"×19	6	04	24.5	12	19
12611A-04-05	G1/4"×19	8	05	24.5	12	19
12611A-06-05	G3/8"×19	8	05	26	13.5	22
12611A-06-06	G3/8"×19	10	06	28	13.5	22
12611A-06-08	G3/8"×19	12	08	28.5	13.5	22
12611A-08-06	G1/2"×14	10	06	33	16	27
12611A-08-08	G1/2"×14	12	08	33.5	16	27
12611A-08-10	G1/2"×14	16	10	32	16	27
12611A-10-08	G5/8"×14	12	08	35	17.5	30
12611A-10-10	G5/8"×14	16	10	36	17.5	30
12611A-12-08	G3/4"×14	12	08	36.5	18.5	32
12611A-12-10	G3/4"×14	16	10	37.5	18.5	32
12611A-12-12	G3/4"×14	20	12	37.5	18.5	32
12611A-16-12	G1"×11	20	12	42.5	20.5	41
12611A-16-16	G1"×11	25	16	43.5	20.5	41
12611A-20-16	G1 1/4"×11	25	16	45.5	20.5	50
12611A-20-20	G1 1/4"×11	32	20	46.5	20.5	50
12611A-24-24	G1 1/2"×11	40	24	49	23	55
12611A-32-32	G2"×11	50	32	54.5	25.5	70

15611

NPT MALE

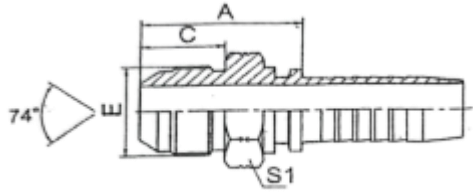


Part No.	Thread E	HOSE BORE		DIMENSIONS		
		DN	Dash	A (mm)	C (mm)	S1 (mm)
15611-02-03	Z1/8"×27	5	03	21.5	10.5	12
15611-02-04	Z1/8"×27	6	04	22.5	10.5	12
15611-04-03	Z1/4"×18	5	03	27	15	17
15611-04-04	Z1/4"×18	6	04	28	15	17
15611-04-05	Z1/4"×18	8	05	28	15	17
15611-04-06	Z1/4"×18	10	06	28	15	17
15611-06-04	Z3/8"×18	6	04	28	16	19
15611-06-05	Z3/8"×18	8	05	29	16	19
15611-06-06	Z3/8"×18	10	06	29	16	19
15611-06-08	Z3/8"×18	12	08	30.5	16	19
15611-08-06	Z1/2"×14	10	06	34	19.5	22
15611-08-08	Z1/2"×14	12	08	34.5	19.5	22
15611-08-10	Z1/2"×14	16	10	35.5	19.5	22
15611-12-08	Z3/4"×14	12	8	37.5	19.5	27
15611-12-10	Z3/4"×14	16	10	37.5	19.5	27
15611-12-12	Z3/4"×14	20	12	38.5	19.5	27
15611-12-16	Z3/4"×14	25	16	39.5	19.5	32
15611-16-10	Z1"×11.5	16	10	45	25.5	36
15611-16-12	Z1"×11.5	20	12	45	25.5	36
15611-16-16	Z1"×11.5	25	16	46.5	25.5	36
15611-20-16	Z1 1/4"×11.5	25	16	49	26.5	46
15611-20-20	Z1 1/4"×11.5	32	20	50.5	26.5	46
15611-24-24	Z1 1/2"×11.5	40	24	51	27.5	50
15611-32-32	Z2"×11.5	50	32	55	27.5	65

16711

JIC MALE 74° CONE

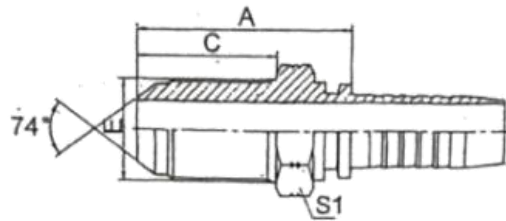
ISO 8434-2—SAE J514



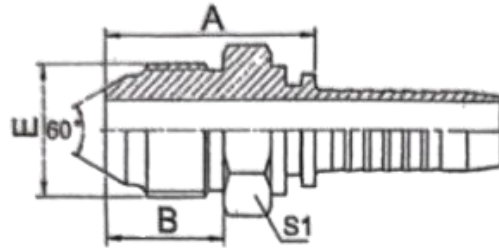
PART NO.	THREAD E	HOSE BORE		DIMENSIONS		
		DN	DASH	A	C	S1
16711-04-03	7/16"X20	5	03	26	14	12
16711-04-04	7/16"X20	6	04	26.5	14	12
16711-05-04	1/2"X20	6	04	26.5	14	14
16711-05-05	1/2"X20	8	05	26.5	14	14
16711-05-06	1/2"X20	10	06	26.5	14	17
16711-06-04	9/16"X18	6	04	26.5	14.1	17
16711-06-05	9/16"X18	8	05	26.5	14.1	17
16711-06-06	9/16"X18	10	06	26.5	14.1	17
16711-08-06	3/4"X16	10	06	31.5	16.7	22
16711-08-08	3/4"X16	12	08	32	16.7	22
16711-10-06	7/8"X14	10	06	33.5	19.3	24
16711-10-08	7/8"X14	12	08	34	19.3	24
16711-10-10	7/8"X14	16	10	35	19.3	24
16711-12-08	1.1/16"X12	12	08	38.5	21.9	30
16711-12-10	1.1/16"X12	16	10	39.5	21.9	30
16711-12-12	1.1/16"X12	20	12	40	21.9	30
16711-12-16	1.1/16"X12	25	16	42	21.9	30
16711-14-10	1.3/16"X12	16	10	41.5	22.6	32
16711-14-12	1.3/16"X12	20	12	40.5	22.6	32
16711-16-12	1.5/16"X12	20	12	43	23.1	36
16711-16-16	1.5/16"X12	25	16	43.5	23.1	36
16711-20-16	1.5/8"X12	25	16	47	24.3	46
16711-20-20	1.5/8"X12	32	20	47.5	24.3	46
16711-24-20	1.7/8"X12	32	20	53	27.5	50
16711-24-24	1.7/8"X12	40	24	53	27.5	50
16711-32-32	2.1/2"X12	50	32	62	33.9	65

16711L

JICMALE74* CONE

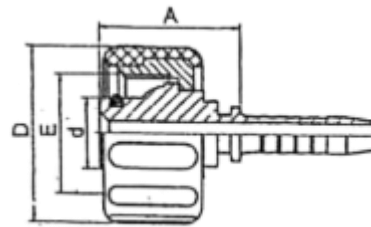


PART NO.	THREAD E	HOSE BORE		DIMENSIONS		
		DN	DASH	A	C	S1
16711L-04-04	7/16"X20	6	04	43	30.5	17
16711L-05-04	1/2"X20	6	04	43	30.5	19
16711L-05-05	1/2"X20	8	05	43	30.5	19
16711L-06-04	9/16"X18	6	04	47	32.5	22
16711L-06-05	9/16"X18	8	05	47	32.5	22
16711L-06-06	9/16"X18	10	06	47	32.5	22
16711L-08-06	3/4"X16	10	06	51	36.5	24
16711L-08-08	3/4"X16	12	08	51.5	36.5	24
16711L-10-06	7/8"X14	10	06	56.5	40	30
16711L-10-08	7/8"X14	12	08	57	40	30
16711L-10-10	7/8"X14	16	10	58	40	30
16711L-12-08	1.1/16"X12	12	08	63	44.5	36
16711L-12-10	1.1/16"X12	16	10	64	44.5	36
16711L-12-12	1.1/16"X12	20	12	64	44.5	36
16711L-16-12	1.5/16"X12	20	12	66	44.5	41
16711L-16-16	1.5/16"X12	25	16	67	44.5	41
16711L-20-16	1.5/8"X12	25	16	70.5	45.7	50
16711L-20-20	1.5/8"X12	32	20	71.2	45.7	50
16711L-24-20	1.7/8"X12	32	20	71.5	46	55
16711L-24-24	1.7/8"X12	40	24	71.5	46	55

**18611.**

JIS METRIC MALE 60° CONE SEAT

PART NO.	THREAD E	HOSE BORE		DIMENSIONS		
		DN	DASH	A	B	S1
18611-14-04	M14X1.5	6	04	29.5	17	17
18611-16-04	M16X1.5	6	04	30.5	18	17
18611-16-06	M16X1.5	10	06	30.5	18	17
18611-18-06	M18X1.5	10	06	30.5	18	19
18611-20-08	M20X1.5	12	08	35	20	22
18611-22-08	M22X1.5	12	08	35.5	20	24
18611-24-10	M24X1.5	16	10	39.5	21.5	27
18611-30-12	M30X1.5	20	12	45.5	26	32
18611-33-16	M33X1.5	25	16	50.5	30	36
18611-36-20	M36X1.5	32	20	56.5	33	38
18611-42-24	M42X1.5	40	24	59.5	36	46



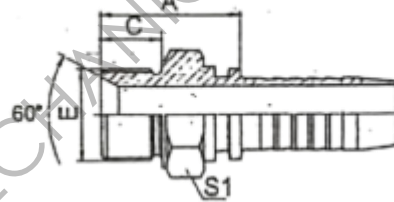
20011-ST

METRIC FEMALE WATERWASH INSERTS

PART NO.	THREAD E	HOSE BORE		DIMENSIONS		
		DN	DASH	A	d	D
20011-22-03ST	M22X1.5	5	03	24.5	14	34.5
20011-22-04ST	M22X1.5	6	04	25	14	34.5
20011-22-05ST	M22X1.5	8	05	25	14	34.5
20011-22-06ST	M22X1.5	10	06	25	14	34.5

10611

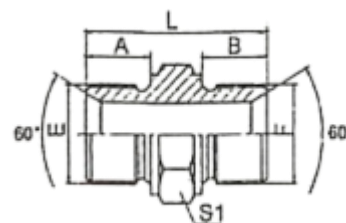
METRIC MALE 60° CONE SEAT



PART NO.	THREAD E	HOSE BORE		DIMENSIONS		
		DN	DASH	A	C	S1
10611-22-04	M22X1.5	6	04	30.5	14	27
10611-22-05	M22X1.5	8	05	30.5	14	27
10611-22-06	M22X1.5	10	06	30.5	14	27

1M-R

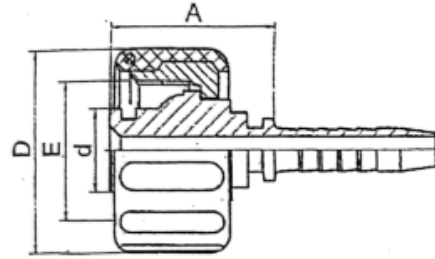
METRIC MALE 60° SEAT



PART NO.	HOSE BORE		DIMENSIONS			
	E	F	A	B	L	S1
1M-22R	M22X1.5	M22X1.5	14	14	36	24

20011-T

METRIC FEMALE WATERWASH INSERTS



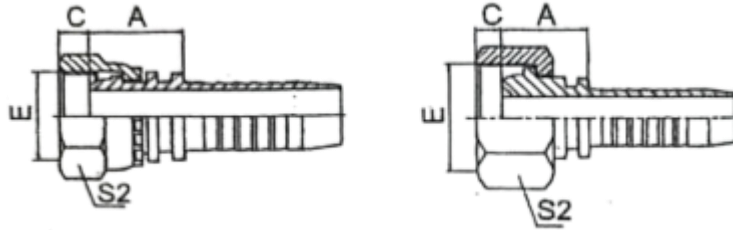
PART NO.	THREAD E	HOSE BORE		DIMENSIONS			
		DN	DASH	O-RING SIZE	A	d	D
20011-22-04T	M22X1.5	6	04	O10.0×2.0	32.7	14	34.5
20011-22-05T	M22X1.5	8	05	O10.0×2.0	32.7	14	34.5
20011-22-06T	M22X1.5	10	06	O10.0×2.0	32.7	14	34.5

AL AWAIEL HYDROMECHANICAL EQUIPMENT

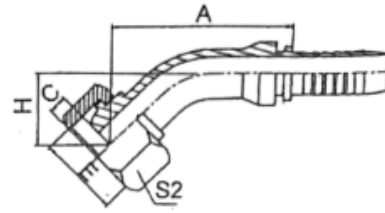
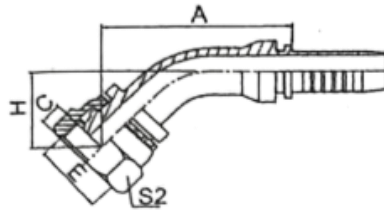
20111

20111-T

METRIC FEMALE MULTISEAL



PART NO.	THREAD E	HOSE BORE		DIMENSIONS		
		DN	DASH	A	C	S2
20111-10-03	M10X1	5	03	18	2.5	14
20111-10-04	M10X1	6	04	18	2.5	14
20111-12-04	M12X1.5	6	04	18.5	4	17
20111-12-05	M12X1.5	8	05	18.5	4	17
20111-14-04	M14X1.5	6	04	19.5	4.5	19
20111-14-05	M14X1.5	8	05	19.5	4.5	19
20111-16-04	M16X1.5	6	04	19.5	4.5	22
20111-16-05	M16X1.5	8	05	20	4.5	22
20111-16-06	M16X1.5	10	06	20	4.5	22
20111-18-05T	M18X1.5	8	05	21.5	4	24
20111-18-06	M18X1.5	10	06	21.5	4	24
20111-18-08	M18X1.5	12	08	22	4	24
20111-20-06T	M20X1.5	10	06	20.5	5.5	24
20111-20-08	M20X1.5	12	08	23	5.5	27
20111-22-06T	M22X1.5	10	06	23	5	27
20111-22-08	M22X1.5	12	08	23.5	5	27
20111-22-10	M22X1.5	16	10	24.5	5	27
20111-24-08T	M24X1.5	12	08	22	5.5	30
20111-24-10	M24X1.5	16	10	26	5	30
20111-27-08DT	M27X1.5	12	08	23	5.5	32
20111-27-10DT	M27X1.5	16	10	26	5.5	32
20111-27-12D	M27X1.5	20	12	26	5.5	32
20111-27-10T	M27X2	16	10	26	7	32
20111-30-12D	M30X1.5	20	12	26.5	6	36
20111-30-12	M30X2	20	12	26.5	7	36
20111-36-12T	M36X2	20	12	26	7	41
20111-36-14T	M36X2	22	14	26	7	41
20111-39-14T	M39X2	22	14	28.5	7	46
20111-39-16T	M39X2	25	16	29.5	7	46
20111-42-16T	M42X2	25	16	30	8.5	50
20111-45-20T	M45X2	32	20	31.5	8.5	55
20111-52-20T	M52X2	32	20	33	9	60
20111-52-24T	M52X2	40	24	33	9	60
20111-64-32T	M64X2	50	32	35	14	75



20141

20141-T

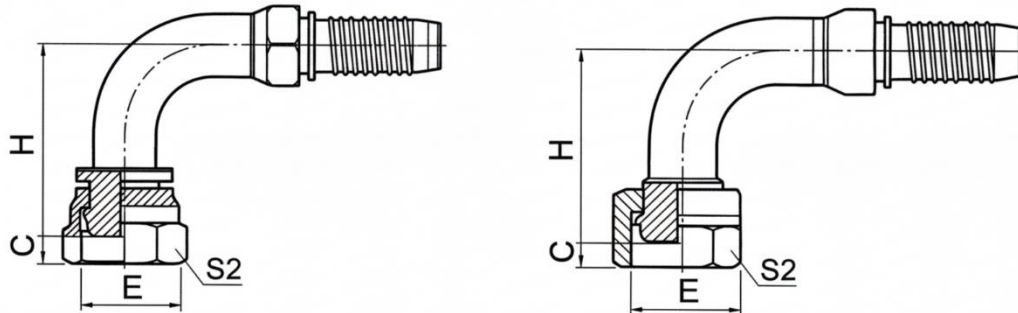
45° METRIC.FEMALE MULTISEAL

PART NO.	THREAD E	HOSE BORE		DIMENSIONS			
		HOSE BORE DN	DASH	A	C	H	S2
20141-10-03	M10X1	5	03	41.1	2.5	20.7	14
20141-10-04	M10X1	6	04	43.2	2.5	21.5	14
20141-12-03	M12X1.5	5	03	40.9	4	21.2	17
20141-12-04	M12X1.5	6	04	43	4	22	17
20141-14-04	M14X1.5	6	04	43.4	4.5	21.3	19
20141-14-05	M14X1.5	8	05	45.5	4.5	22.2	19
20141-16-04	M16X1.5	6	04	43.7	4.5	21.4	22
20141-16-05	M16X1.5	8	05	45.8	4.5	22.5	22
20141-16-06	M16X1.5	10	06	47.4	4.5	24.1	22
20141-18-05T	M18X1.5	8	05	46.8	4	22.6	24
20141-18-06	M18X1.5	10	06	48.5	4	24.2	24
20141-18-08	M18X1.5	12	08	52.2	4	25.7	24
20141-20-06T	M20X1.5	10	06	48.2	5.5	23.9	27
20141-20-08	M20X1.5	12	08	62.1	5.5	27.2	27
20141-22-06T	M22X1.5	10	06	58.4	5	25.7	27
20141-22-08	M22X1.5	12	08	62.1	5	27.2	27
20141-24-08T	M24X1.5	12	08	61.1	5.5	26.1	30
20141-24-10	M24X1.5	16	10	75.4	5	29.6	30
20141-27-10DT	M27X1.5	16	10	74.4	5.5	29.6	32
20141-27-10T	M27X2	16	10	74.4	5.5	29.6	32
20141-30-12D	M30X1.5	20	12	80.9	6	33.5	36
20141-30-12	M30X2	20	12	80.9	6	33.5	36
20141-36-14T	M36X2	22	14	83	7	32.64	41
20141-39-16T	M39X2	25	16	88.2	7	33.95	46
20141-45-20T	M45X2	32	20	99.1	8.5	38.4	55
20141-52-24T	M52X2	40	24	114.1	9	43.4	60

20191

20191-T

90° METRIC.FEMALE MULTISEAL



HOSE BORE

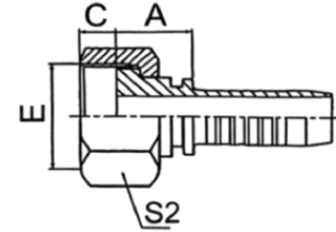
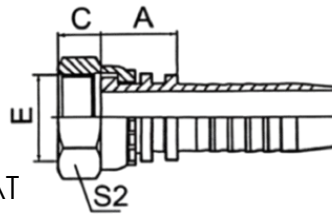
DIMENSIONS

PART NO.	THREAD E	DN	DASH	A	C	H	S2
20191-10-03	M10X1	5	03	27	2.5	35.5	14
20191-12-04	M12X1.5	6	04	30	4	37.5	17
20191-14-04	M14X1.5	6	04	30	4.5	38	19
20191-14-05	M14X1.5	8	05	33	4.5	41	19
20191-16-04	M16X1.5	6	04	30	4.5	38.5	19
20191-16-05	M16X1.5	8	05	33	4.5	41.5	22
20191-16-06	M16X1.5	10	06	35.3	4.5	43.8	22
20191-18-05T	M18X1.5	8	05	33	4	43	24
20191-18-06	M18X1.5	10	06	35.3	4	45.3	24
20191-18-08	M18X1.5	12	08	40.5	4	50.5	24
20191-20-06T	M20X1.5	10	06	35.3	5.5	43.8	24
20191-20-08	M20X1.5	12	08	41	5.5	52	27
20191-22-08T	M22X1.5	10	06	35.8	5	76.8	27
20191-22-08	M22X1.5	12	08	41	5	52.5	27
20191-24-08T	M24X1.5	12	08	41	5.5	51	30
20191-24-10	M24X1.5	16	10	58	5	58.5	30
20191-27-10DT	M27X1.5	16	10	56	5.5	55.5	32
20191-27-10T	M27X2	16	10	56	5.5	55.5	32
20191-30-12D	M30X1.5	20	12	67.5	6	68.5	36
20191-30-12	M30X2	20	12	67.5	6	68.5	36
20191-36-12T	M36X2	20	12	65.5	7	68	41
20191-36-14T	M36X2	22	14	71.2	7	69	41
20191-39-16T	M39X2	25	16	78.7	7	73.5	46
20191-45-20T	M45X2	32	20	91.5	8.5	85	55
20191-52-24T	M52X2	40	24	109.4	9	100	60
20191-64-32T	M64X2	50	32	131.75	14	122.3	75

20211

20211-T

GB METRIC FEMALE FLAT SEAT



20211

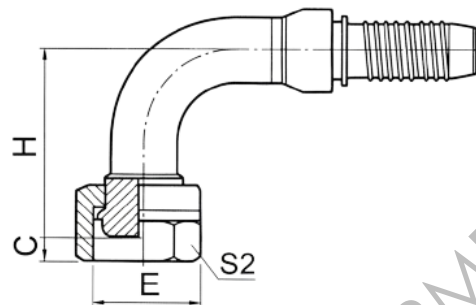
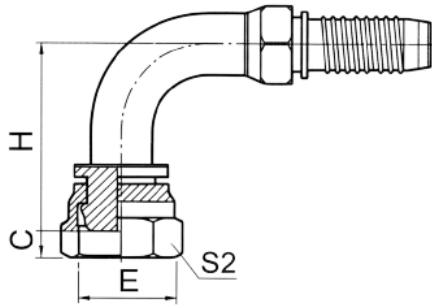
20211-T

PART NO.	THREAD E	HOSE BORE		DIMENSIONS		
		DN	DASH	A	C	S2
20211-10-02	M10X1	4	02	14	6	14
20211-12-03	M12X1.25	5	03	14	8	17
20211-14-04	M14X1.5	6	04	15.5	8.5	19
20211-14-05	M14X1.5	8	05	15.5	8.5	19
20211-16-04	M16X1.5	6	04	16.5	8	22
20211-16-05	M16X1.5	8	05	16.5	8	22
20211-16-06	M16X1.5	10	06	16.5	8	22
20211-18-05T	M18X1.5	8	05	17.5	8	24
20211-18-06	M18X1.5	10	06	17.5	8	24
20211-20-06T	M20X1.5	10	06	16	10	24
20211-20-08	M20X1.5	12	08	18.5	10	27
20211-22-06T	M22X1.5	10	06	16	10	27
20211-22-08	M22X1.5	12	08	18.5	10	27
20211-22-10	M22X1.5	16	10	19.5	10	27
20211-24-08T	M24X1.5	12	08	16.5	11	30
20211-24-10	M24X1.5	16	10	20.5	10.5	30
20211-27-08T	M27X1.5	12	08	18.5	10	32
20211-27-10T	M27X1.5	16	10	19.5	10	32
20211-30-12	M30X1.5	20	12	21.5	11	36
20211-33-14	M33X2	22	14	21.5	13	41
20211-36-12T	M36X2	20	12	20	13	41
20211-36-14T	M36X2	22	14	20	13	41
20211-39-16T	M39X2	25	16	23.5	13	46
20211-42-20	M42X2	32	20	26	15	50
20211-46-20T	M45X2	32	20	25	15	55
20211-52-24T	M52X2	40	24	26	17	60
20211-60-28T	M60X2	45	28	26	20	70
20211-64-32T	M64X2	50	32	26	23	75

20231

20231-T

30° METRIC FEMALE FLAT SEAT



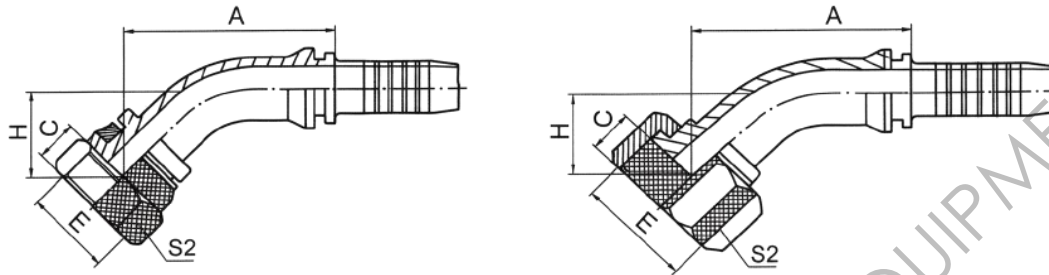
PART NO.	THREAD E	HOSE BORE		DIMENSIONS			
		DN	DASH	A	D	H	S2
20231-22-08	M22X1.5	12	08	63.3	10	15	27
20231-27-10T	M27X1.5	16	10	73.7	10	15.1	32
20231-30-12	M30X1.5	20	12	84.4	11	18.6	36
20231-36-12T	M36X2	20	12	92.5	13	18.8	41
20231-39-16T	M39X2	25	16	90.2	13	17.8	46
20231-45-20T	M45X2	32	20	102.8	15	20	55
20231-52-24T	M52X2	40	24	116.2	17	21.8	60

AL AWAIEL HYDROMECHANICAL EQUIPMENT

20241

20241-T

45° METRIC FEMALE FLAT SEAT

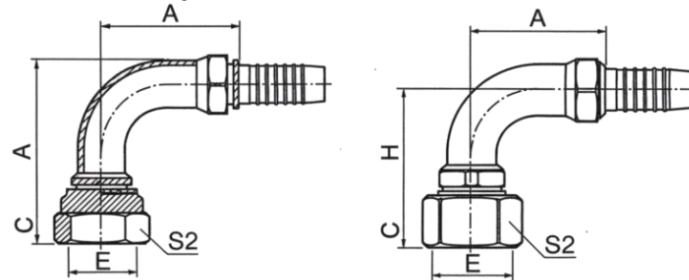


PART NO.	THREAD E	HOSE BORE		DIMENSIONS			
		HOSE BORE DN	DASH	A	C	H	S2
20241-14-04	M14X1.5	6	04	40.5	8.5	18.5	19
20241-14-05	M14X1.5	8	05	42.7	8.5	19.3	19
20241-16-05	M16X1.5	8	05	44.4	8.5	20	22
20241-18-06	M18X1.5	10	06	45.7	8	21.4	24
20241-22-08	M22X1.5	12	08	58.9	10	24	27
20241-27-10T	M27X1.5	16	10	68.6	10	24.3	32
20241-30-12	M30X1.5	20	12	78.1	11	30	36
20241-36-12T	M36X2	20	12	75	13	27.5	41
20241-36-14T	M36X2	22	14	77.3	13	27	41
20241-36-16	M36X2	25	16	85.7	13	31.5	41
20241-39-16T	M39X2	25	16	83.9	13	29.7	46
20241-42-20	M42X2	32	20	97.3	15	36.6	50
20241-45-20T	M45X2	32	20	94.5	15	33.8	55
20241-52-20T	M52X2	32	20	94.5	17	33.8	60
20241-52-24T	M52X2	40	24	108.5	17	37.7	60
20241-60-28T	M60X2	45	28	118.7	20	43.6	70
20241-64-32T	M64X2	50	32	127.8	23	45.6	75

20291

20291-T

90° METRIC FEMALE FLAT SEAT

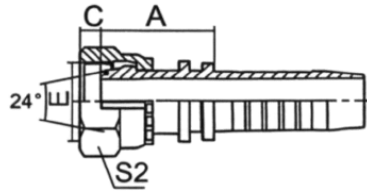


PART NO.	HOSE BORE			DIMENSIONS			
	THREAD E	DN	DASH	A	C	H	S2
20291-12-02	M12X1.25	4	02	26.5	8	30.5	17
20291-12-04	M12X1.5	6	04	30	8	33.5	17
20291-14-04	M14X1.5	6	04	30	8.5	34	19
20291-14-05	M14X1.5	8	05	33	8.5	37	19
20291-16-04	M16X1.5	6	04	30	8	35	22
20291-16-05	M16X1.5	8	05	34	8	38	22
20291-16-06	M16X1.5	10	06	35.3	8	40.3	22
20291-18-05T	M18X1.5	8	05	33	8	39	24
20291-18-06	M18X1.5	10	06	35.75	8	41.3	24
20291-22-08	M22X1.5	12	08	41	10	48	27
20291-22-10	M22X1.5	16	10	57.5	10	53	27
20291-24-08T	M24X1.5	12	08	41	11	45.5	30
20291-27-04T	M27X1.5	6	04	30	10	35.5	32
20291-27-08T	M27X1.5	12	08	41	10	46	32
20291-27-10T	M27X1.5	16	10	56	10	51	32
20291-30-12	M30X1.5	20	12	66.2	11	63.5	36
20291-33-14	M33X2	22	14	71.2	13	65	41
20291-36-14T	M36X2	22	14	71.2	13	61	41
20291-36-16	M36X2	25	16	76.7	13	70	41
20291-39-16T	M39X2	25	16	76.7	13	67.5	46
20291-42-20	M42X2	32	20	91.5	15	82.5	50
20291-45-20T	M45X2	32	20	91.5	15	78.5	55
20291-52-20T	M52X2	32	20	91.5	17	78.5	60
20291-52-24T	M52X2	40	24	109.4	17	92	60
20291-60-28T	M60X2	45	28	119.9	20	108.5	70
20291-64-32T	M64X2	50	32	130.95	23	113.3	75

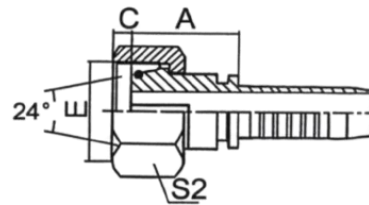
20411

20411-T

METRIC FEMALE 24°- CONE O-RING L.T.



20411

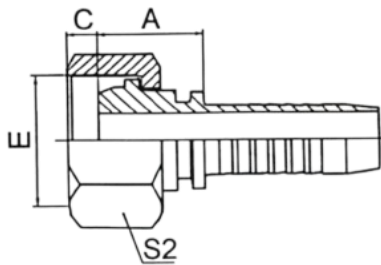
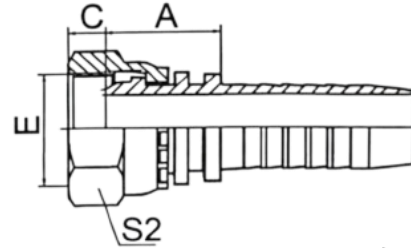


20411-T

PART NO.	THREAD E	HOSE BORE			DIMENSIONS			
		DN	DASH	TUBE O.D.	O-RING	A	C	S2
20411-12-04	M12X1.5	6	04	6	Ø04.5X1.5	26	1	17
20411-14-04	M14X1.5	6	04	8	Ø06.5X1.5	27.5	2	19
20411-14-06	M14X1.5	10	06	8	Ø06.5X1.5	27.5	2	19
20411-16-04	M16X1.5	6	04	10	Ø08.0X1.5	28	2	22
20411-16-05	M16X1.5	8	05	10	Ø08.0X1.5	28	2	22
20411-16-06	M16X1.5	10	06	10	Ø08.0X1.5	28	2	22
20411-18-05T	M18X1.5	8	05	12	Ø10.0X1.5	24.5	1.5	22
20411-18-06	M18X1.5	10	06	12	Ø10.0X1.5	29	2.5	24
20411-18-08	M18X1.5	12	08	12	Ø10.0X1.5	29.5	2.5	24
20411-22-05T	M22X1.5	8	05	15	Ø12.0X2.0	26.5	3	27
20411-22-06T	M22X1.5	10	06	15	Ø12.0X2.0	26.5	3	27
20411-22-08	M22X1.5	12	8	15	Ø12.0X2.0	32	2.5	27
20411-26-10	M26X1.5	16	10	18	Ø15.0X2.0	34.5	2.5	32
20411-26-12	M26X1.5	20	12	18	Ø15.0X2.0	35	2.5	32
20411-27-10T	M27X1.5	16	10	18	Ø15.0X2.0	35	2.1	32
20411-27-12	M27X1.5	20	12	18	Ø15.0X2.0	35	2.5	32
20411-30-10T	M30X2	16	10	22	Ø20.0X2.0	31	3.8	36
20411-30-12	M30X2	20	12	22	Ø20.0X2.0	39	4	36
20411-36-12T	M36X2	20	12	28	Ø26.0X2.0	33	4.5	46
20411-36-14T	M36X2	22	14	28	Ø26.0X2.0	33	4.5	46
20411-45-16T	M45X2	25	16	35	Ø32.0X2.5	37	4	55
20411-45-20T	M45X2	32	20	35	Ø32.0X2.5	37.5	4	55
20411-52-20T	M52X2	32	20	42	Ø38.0X2.5	38.5	4	60
20411-52-24T	M52X2	40	24	42	Ø38.0X2.5	38.5	4	60

20411C / 20411C-T

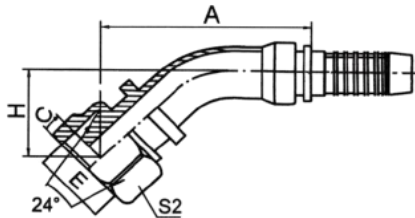
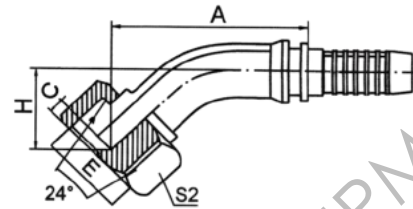
METRIC FEMALE MULTISEAL L.T.

**20411C****20411C-T**

PART NO.	THREAD E	HOSE BORE		TUBE O.D. (mm)	DIMENSIONS		
		DN	DASH		A	C	ST
204110-12-04	M12X1.5	6	04	6	19.5	3.5	17
204110-14-04	M14X1.5	6	04	8	20.5	3.5	19
204110-16-04	M16X1.5	6	04	10	21	3.5	22
204110-16-05	M16X1.5	8	05	10	21	3.5	22
204110-16-06	M16X1.5	10	06	10	21	3.5	22
204110-18-06	M18X1.5	10	06	12	22.5	3	24
20411C-22-06T	M22X1.5	10	06	15	23.5	4.5	27
20411C-22-08	M22X1.5	12	08	15	24	4.5	27
204110-26-10	M26X1.5	16	10	18	27	4	32
20411C-30-10T	M30X2	16	10	22	26.5	7	36
204110-30-12	M30X2	20	12	22	27	7	36
20411C-30-14	M30X2	22	14	22	27	7	36
204110-36-16	M36X2	25	16	28	29	6.5	41
20411C-45-20T	M45X2	32	20	35	33	7	55
204110-52-24T	M52X2	40	24	42	34	8	60

20441**20441-T**

45° METRIC FEMALE 24° CONE O RING LT

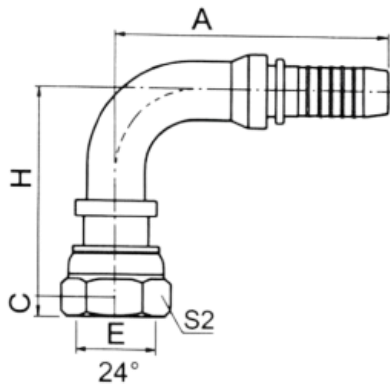
**20441****20441-T**

PART NO.	THREAD E	HOSE BORE			TUBE O.D.	O-RING	DIMENSIONS			
		DN	DASH				A	C	H	S2
20441-14-04	M14X1.5	6	04	8	Ø06.5X1.5	49	2	27	19	
20441-16-05	M16X1.5	8	05	10	Ø08.0X1.5	51.5	2	28.2	22	
20441-16-06	M16X1.5	10	06	10	Ø08.0X1.5	53.4	2	29.2	22	
20441-18-05T	M18X1.5	8	05	12	Ø10.0X1.5	46.6	1.5	23.2	22	
20441-18-06	M18X1.5	10	06	12	Ø10.0X1.5	54.2	2.5	29.9	24	
20441-22-05T	M22X1.5	8	05	15	Ø12.0X2.0	46.5	3	23.2	27	
20441-22-06T	M22X1.5	10	06	15	Ø12.0X2.0	48.5	3	24.2	27	
20441-22-08	M22X1.5	12	08	15	Ø12.0X2.0	68.1	2.5	33.2	27	
20441-26-08T	M26X1.5	12	08	18	Ø15.0X2.0	60.6	2.1	25.7	32	
20441-26-10	M26X1.5	16	10	18	Ø15.0X2.0	80.7	2.5	35.9	32	
20441-26-12	M26X1.5	20	12	18	Ø15.0X2.0	86.9	2.5	39.5	32	
20441-27-10T	M27X1.5	16	10	18	Ø15.0X2.0	72	2.1	27.7	32	
20441-27-12	M27X1.5	20	12	18	Ø15.0X2.0	86.9	2.5	39.5	32	
20441-30-10T	M30X2	16	10	22	Ø20.0X2.0	73.5	3.8	28.6	36	
20441-30-12	M30X2	20	12	22	Ø20.0X2.0	89.1	4	41.7	36	
20441-36-12T	M36X2	20	12	28	Ø26.0X2.0	79.5	4.5	32.1	46	
20441-36-14T	M36X2	22	14	28	Ø26.0X2.0	81.9	4.5	31.6	46	
20441-45-20T	M45X2	32	20	35	Ø32.0X2.5	99.8	4	39.1	55	
20441-52-20T	M52X2	32	20	42	Ø38.0X2.5	102	4	39.8	60	
20441-52-24T	M52X2	40	24	42	Ø38.0X2.5	114.5	4	43.7	60	

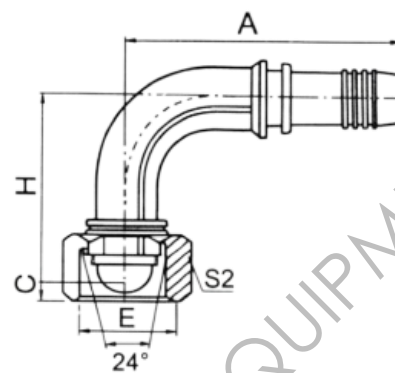
20491

20491-T

90° METRIC FEMALE 24° CONE O-RING LT. ISO 12151-2—DIN 3865



20491

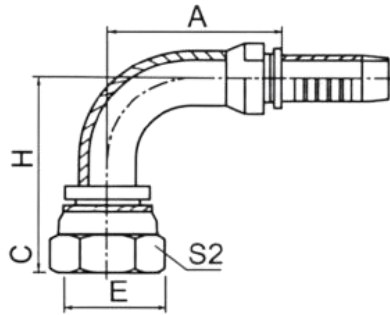
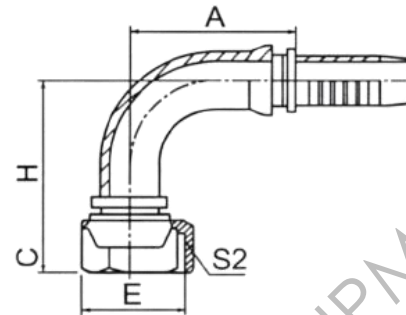


20491-T

PART NO.	THREAD E	HOSE BORE		TUBE O.D. (mm)	O-RING SIZE	DIMENSIONS			
		DN	DASH			A	C	H	S2
20491-12-03	M12X1.5	5	03	6	Ø 04.5×1.5	26.5	1	35	17
20491-12-04	M12X1.5	6	04	6	Ø 04.5×1.5	30	1	44.5	17
20491-14-04	M14X1.5	6	04	8	Ø 06.5×1.5	30	2	38	19
20491-16-04	M16X1.5	6	04	10	Ø 08.0×1.5	30	2	39	22
20491-16-05	M16X1.5	8	05	10	Ø 08.0×1.5	33	2	42	22
20491-16-06	M16X1.5	10	06	10	Ø 08.0×1.5	35.3	2	51.8	22
20491-18-05T	M18X1.5	8	05	12	Ø 10.0×1.5	33	1.5	42.5	22
20491-18-06	M18X1.5	10	06	12	Ø 10.0×1.5	35.3	2.5	44.3	24
20491-22-06T	M22X1.5	10	06	15	Ø 12.0×2.0	35.3	3	44.8	27
20491-22-08	M22X1.5	12	08	15	Ø 12.0×2.0	41	2.5	52	27
20491-26-08T	M26X1.5	12	08	18	Ø 15.0×2.0	41	2.1	51	32
20491-26-10	M26X1.5	16	10	18	Ø 15.0×2.0	56	2.5	58.5	32
20491-26-12	M26X1.5	20	12	18	Ø 15.0×2.0	64.9	2.5	77	32
20491-27-10T	M27X1.5	16	10	18	Ø 15.0×2.0	56	2.1	54.9	32
20491-27-12	M27X1.5	20	12	18	Ø 15.0×2.0	64.9	2.5	77	32
20491-30-10T	M30X2	16	10	22	Ø 20.0×2.0	56	3.8	57.2	36
20491-30-12	M30X2	20	12	22	Ø 20.0×2.0	65.5	4	63	36
20491-36-12T	M36X2	20	12	28	Ø 26.0×2.0	65.5	4.5	66.5	46
20491-36-14T	M36X2	22	14	28	Ø 26.0×2.0	71.2	4.5	67.5	46
20491-45-16T	M45X2	25	16	35	Ø 32.0×2.5	76.7	4	75	55
20491-45-20T	M45X2	32	20	35	Ø 32.0×2.5	91.5	4	86	55
20491-52-20T	M52X2	32	20	42	Ø 38.0×2.5	93	4	87	60
20491-52-24T	M52X2	40	24	42	Ø 38.0×2.5	109.4	4	100.5	60

20491C**20491C-T**

90° METRIC FEMALE 24° MULTISEAL L.T.DIN 3868

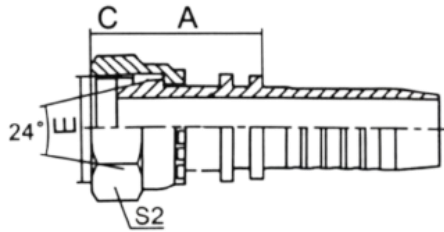
**20491C****20491C-T**

PART NO.	THREAD E	HOSE BORE		TUBE O.D. (mm)	DIMENSIONS			
		DN	DASH		A	C	H	S2
204910-14-04	M14X1.5	6	04	8	30	3.5	39.5	19
20491C-16-04	M16X1.5	6	04	10	30	3.5	40	22
20491C-16-05	M16X1.5	8	05	10	33	3.5	43	22
20491C-16-06	M16X1.5	10	06	10	35.25	3.5	45.2	22
20491C-18-06	M18X1.5	10	06	12	35.25	3	47.25	24
20491C-22-08	M22X1.5	12	08	15	41	4.5	53	27
204910-26-10	M26X1.5	16	10	18	55	4	60	32
204910-30-12	M30X2	20	12	22	65.5	7	68.5	36
20491C-36-12T	M36X2	20	12	28	65.5	6.5	67.5	41

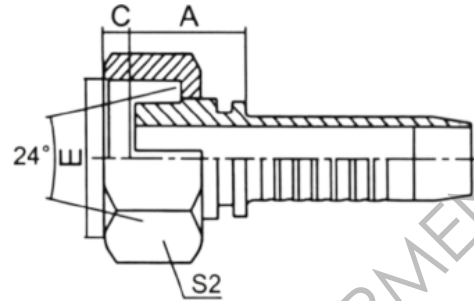
20511

20511-T

METRIC FEMALE 24° CONE O-RING H.T.ISO 12151-2—DIN 3865



20511

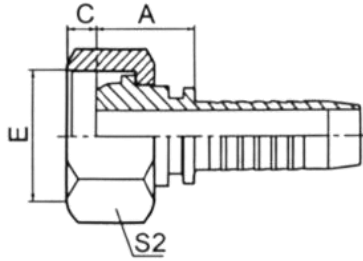
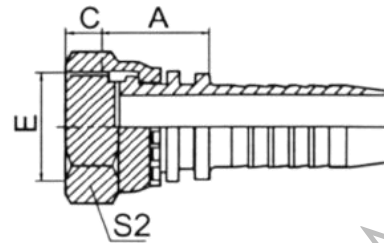


20511-T

PART NO.	THREAD E	HOSE BORE		ORING SIZE	DIMENSIONS		
		DASH	TUBE O.D. (mm)		A	C	S2
20511-14-04	M16X1.5	04	6	Ø 04.5X1.5	29	1.5	19
20511-16-04	M16X1.5	04	8	Ø 06.5X1.5	29	1.5	22
20511-16-05	M16X1.5	05	8	Ø 06.5X1.5	29	1.5	22
20511-18-04T	M18X1.5	04	10	Ø 08.0X1.5	25.5	1.5	22
20511-18-06	M18X1.5	06	10	Ø 08.0X1.5	29	2	24
20511-20-06T	M20X1.5	06	12	Ø 10.0X1.5	26.5	2.5	24
20511-20-08	M20X1.5	08	12	Ø 10.0X1.5	31.5	2.5	27
20511-22-06T	M22X1.5	06	14	Ø 11.0X2.0	26.5	3	27
20511-22-08	M22X1.5	08	14	Ø 11.0X2.0	31.5	2.5	27
20511-24-06T	M24X1.5	06	16	Ø 13.0X2.0	27	3	30
20511-24-08T	M24X1.5	08	18	Ø 13.0X2.0	27.5	3	30
20511-30-10T	M30X2	10	20	Ø 16.3X2.4	33	2.5	36
20511-30-12	M30X2	12	20	Ø 16.3X2.4	39	3	36
20511-36-12T	M36X2	12	25	Ø 20.3X2.4	35	3.2	46
20511-36-14T	M36X2	14	25	Ø 20.3X2.4	34	3.2	46
20511-42-12T	M42X2	12	30	Ø 25.3X2.4	37.5	3.9	50
20511-42-16T	M42X2	16	30	Ø 25.3X2.4	38.5	3.9	50
20511-52-20T	M52X2	20	38	Ø 33.3X2.4	41.5	4.5	60
20511-52-24T	M52X2	24	38	Ø 38.9X2.4	41.5	4.5	60

20511C**20511C-T**

METRIC FEMALE 240 MULTISEAL H.T.DIN3868

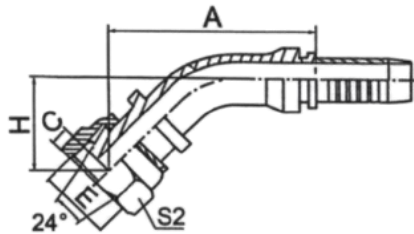
**20511C****20511C-T**

PART NO.	THREAD E	HOSE BORE		TUBE O.D.	DIMENSIONS		
		DN	DASH		A	C	S2
20511C-18-04T	M18X1.5	6	04	10	21	3	22
20511C-20-05T	M20X1.5	8	05	12	21.5	4.5	24
20511C-20-06T	M20X1.5	10	06	12	21.5	4.5	24
20511C-22-06T	M22X1.5	10	06	14	21.5	4.5	27
20511C-24-08T	M24X1.5	12	08	16	23	5	30
20511C-30-10T	M30X2	16	10	20	26.5	7	36
20511C-36-12T	M36X2	20	12	25	27	6.5	41
20511C-42-16T	M42X2	25	16	30	29.5	9	50
20511C-52-20T	M52X2	32	20	38	34	8	60

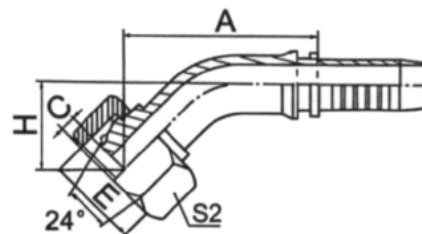
20541

20541-T

45° METRIC FEMALE 24° CONE O-RING H.T. ISO 12151-2—DIN 3865



20541

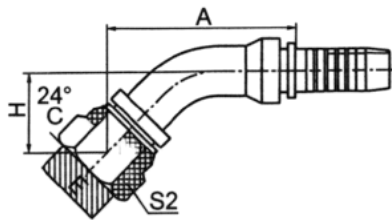
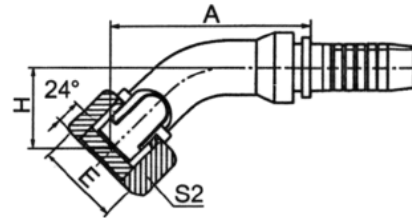


20541-T

PART NO.	THREAD E	HOSE BORE		TUBE O.D.	DIMENSIONS				
		DN	DASH		ORING	A	C	H	S2
20541-14-04	M16X1.5	6	04	6	Ø04.5×1.5	43.4	1.5	21.3	19
20541-16-04	M16X1.5	6	04	8	Ø06.5×1.5	44.4	1.5	22.3	22
20541-16-05	M16X1.5	8	05	8	Ø06.5×1.5	46.6	1.5	23.2	22
20541-18-04T	M18X1.5	6	04	10	Ø08.0×1.5	43.7	1.5	21.6	22
20541-18-06	M18X1.5	10	06	10	Ø08.0×1.5	48.1	2	23.9	24
20541-20-06T	M20X1.5	10	06	12	Ø10.0×1.5	47.8	2.5	23.5	24
20541-20-08	M20X1.5	12	08	12	Ø10.0×1.5	68.1	2.5	33.2	27
20541-22-06T	M22X1.5	10	06	14	Ø11.0×2.0	48.1	3	23.9	27
20541-22-08	M22X1.5	12	08	14	Ø11.0×2.0	68.1	2.5	33.2	27
20541-24-08T	M24X1.5	12	08	16	Ø13.0×2.0	62.5	3	27.5	30
20541-30-10T	M30X2	16	10	20	Ø16.3×2.4	73.5	2.5	29.2	36
20541-30-12	M30X2	20	12	20	Ø16.3×2.4	77.2	3	30.3	36
20541-36-12T	M36X2	20	12	25	Ø20.3×2.4	81.1	3.2	33	46
20541-36-14T	M36X2	22	14	25	Ø20.3×2.4	82.8	3.2	32.5	46
20541-42-16T	M42X2	25	16	30	Ø25.3×2.4	90.6	3.9	35.1	50
20541-52-20T	M52X2	32	20	38	Ø33.3×2.4	101.7	4.5	39.4	60
20541-52-24T	M52X2	40	24	38	Ø33.3×2.4	114.1	4.5	43.4	60

20541C**20541C-T**

45° METRIC FEMALE MULTISEAL H.T.DIN 3868

**20541C****20541C-T**

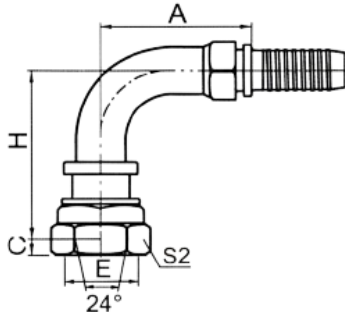
PART NO.	THREAD E	HOSE BORE		TUBE O.D.	DIMENSIONS			
		DN	DASH		A	C	H	S2
205410-16-04	M16X1.5	6	04	8	44.8	3	22.7	19
20541C-18-04T	M18X1.5	6	04	10	43.7	3	21.6	22
20541C-20-06T	M20X1.5	10	06	12	48.9	4.5	24.6	24
20541C-24-08T	M24X1.5	12	08	16	61.4	2.5	26.5	30

AL AWAIEL HYDROMECHANICAL EQUIPMENT

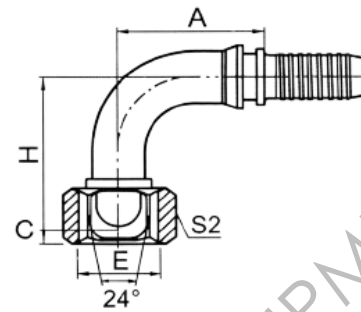
20591

20591-T

90° METRIC FEMALE 24° CONE O-RING H.T



20591



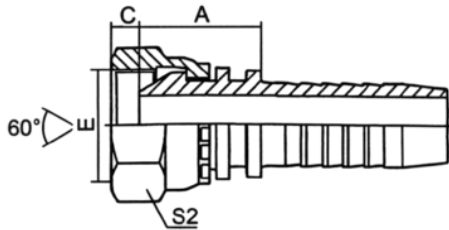
20591-T

PART NO.	THREAD E	HOSE BORE		TUBE O.D.	DIMENSIONS				
		BORE DN	DASH		O-RING	A	C	H	S2
20591-14-04	M16X1.5	6	04	6	Ø04.5X1.5	30	1.5	39.5	19
20591-16-04	M16X1.5	6	04	8	Ø06.5X1.5	30	1.5	39.5	22
20591-16-05	M16X1.5	8	05	8	Ø06.5X1.5	33	1.5	42.5	22
20591-18-05T	M18X1.5	8	05	10	Ø08.0X1.5	33	1.5	41.5	22
20591-18-06	M18X1.5	10	06	10	Ø08.0X1.5	35.3	2	45.8	24
20591-20-06T	M20X1.5	10	06	12	Ø10.0X1.5	35.3	2.5	44.3	24
20591-20-08	M20X1.5	12	08	12	Ø10.0X1.5	41	2.5	61	27
20591-22-06T	M22X1.5	10	06	14	Ø11.0X2.0	35.3	3	44.8	27
20591-22-08	M22X1.5	12	08	14	Ø11.0X2.0	41	2.5	53	27
20591-24-08T	M24X1.5	12	08	16	Ø13.0X2.0	41	3	50.5	30
20591-24-10	M24X1.5	16	10	16	Ø13.0X2.0	56.5	2.5	56.5	30
20591-30-10T	M30X2	16	10	20	Ø16.3X2.4	56	2.5	58	36
20591-30-12	M30X2	20	12	20	Ø16.3X2.4	64.9	3	64	36
20591-36-12T	M36X2	20	12	25	Ø20.3X2.4	66.2	3.2	67.8	46
20591-36-14T	M36X2	22	14	25	Ø20.3X2.4	71.2	3.2	68.8	46
20591-42-16T	M42X2	25	16	30	Ø25.3X2.4	78	3.9	75.1	50
20591-52-20T	M52X2	32	20	38	Ø33.3X2.4	93	4.5	86.5	60
20591-52-24T	M52X2	40	24	38	Ø33.3X2.4	109.4	4.5	100	60

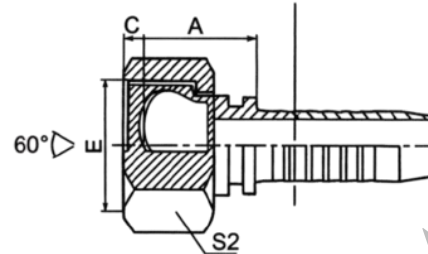
20611

20611-T

METRIC FEMALE 60° CONE



20611

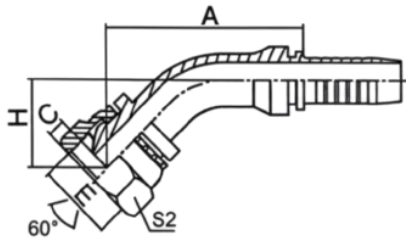
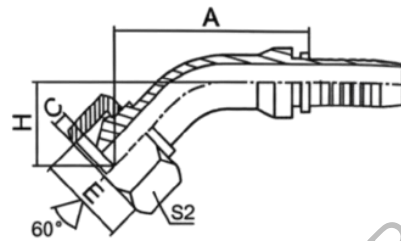


20611-T

PART NO.	THREAD E	HOSE BORE		DIMENSIONS		
		DN	DASH	A	C	S2
20611-14-04	M14X1.5	6	04	18	5.5	19
20611-16-05	M16X1.5	8	05	19	5.5	22
20611-16-06	M16X1.5	10	06	19	5.5	22
20611-18-06	M18X1.5	10	06	20	5.5	24
20611-20-08	M20X1.5	12	08	22	6.5	27
20611-22-08	M22X1.5	12	08	22.5	6	27
20611-24-10	M24X1.5	16	10	24.5	6.5	30
20611-26-10	M26X1.5	16	10	25.5	6	32
20611-27-10DT	M27X1.5	16	10	25.5	6	32
20611-27-10T	M27X2	16	10	25.5	6	32
20611-30-10D	M30X1.5	16	10	26.5	6	36
20611-30-12D	M30X1.5	20	12	26.5	6	36
20611-30-12	M30X2	20	12	26.5	6	36
20611-36-16	M36X2	25	16	30	6.5	41
20611-39-16T	M39X2	25	16	30	6.5	46
20611-45-20T	M45X2	32	20	31	8.5	55
20611-52-24T	M52X2	40	24	32	10	60

20641**20641-T**

45° METRIC FEMALE 60° CONE

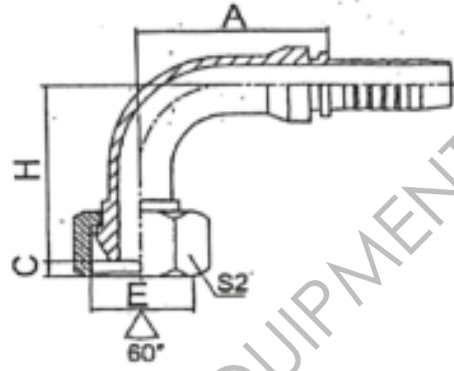
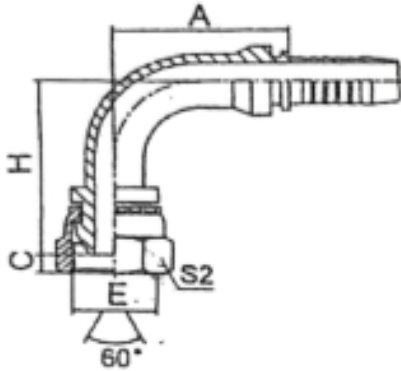
**20641****20641-T**

PART NO.	THREAD E	HOSE BORE		DIMENSIONS			
		DN	DASH	A	C	H	S2
20641-14-04	M14X1.5	6	04	42.7	5.5	20.6	19
20641-16-05	M16X1.5	8	05	45.1	5.5	21.8	22
20641-18-06	M18X1.5	10	06	47.4	5.5	23.2	24
20641-22-08	M22X1.5	12	08	61.8	6	26.8	27
20641-27-10DT	M27X1.5	16	10	71.4	6	27.1	32
20641-30-12D	M30X1.5	20	12	81.6	6	33.5	36
20641-36-14T	M36X2	22	14	81.9	6.5	31.6	41
20641-39-16T	M39X2	25	16	88.5	6.5	34.3	46
20641-45-20T	M45X2	32	20	99.1	8.5	38.4	55
20641-52-24T	M52X2	40	24	113. 4	10	42.7	60

20691

20691-T

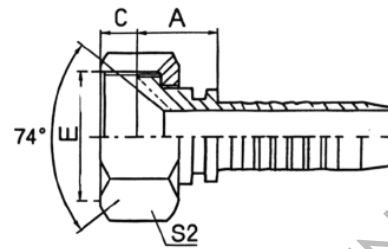
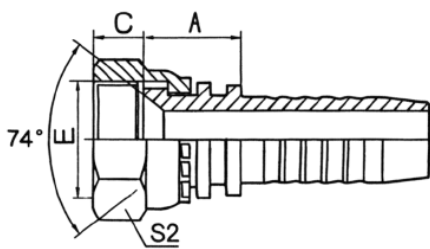
90° METRIC FEMALE 60° CONE



PART NO.	THREAD E	HOSE BORE		DIMENSIONS			
		DN	DASH	A	C	H	S2
20691-14-04	M14X1.5	6	04	30	5.5	37	19
20691-16-05	M16X1.5	8	05	33	5.5	40.5	22
20691-18-06	M18X1.5	10	06	35.3	5.5	43.8	24
20691-22-08	M22X1.5	12	08	41	6	52	27
20691-27-10DT	M27X1.5	16	10	56	6	55	32
20691-30-12D	M30X1.5	20	12	66.2	6	68.5	36
20691-36-16	M36X2	25	16	78	6.5	76.5	41
20691-36-14T	M36X2	22	14	71.2	6.5	67.5	41
20691-39-16T	M39X2	25	16	76.7	6.5	74	46
20691-45-20T	M45X2	32	20	91.5	8.5	85	55
20691-52-24T	M52X2	40	24	109.4	10	99	60

20711 / 20711-T

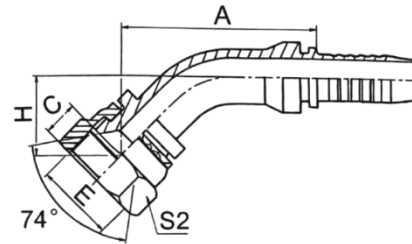
GB METRIC FEMALE 74° CONE SEAT



Part No.	Thread E	HOSE BORE		DIMENSIONS		
		DN	Dash	A	C	S2
20711-10-02	M10X1	4	02	14	7.5	14
20711-12-03C	M12X1.25	5	03	14	9	17
20711-12-03	M12X1.5	5	03	14	10	17
20711-12-04	M12X1.5	6	04	14.5	10	17
20711-14-04	M14X1.5	6	04	15.5	8.5	19
20711-14-05	M14X1.5	8	05	15.5	8.5	19
20711-14-06	M14X1.5	10	06	15.5	8.5	19
20711-16-04	M16X1.5	6	04	16.5	8	22
20711-16-05	M16X1.5	8	05	16.5	8	22
20711-16-06	M16X1.5	10	06	16.5	8	22
20711-18-05T	M18X1.5	8	05	16	8	22
20711-18-06	M18X1.5	10	06	17.5	10	24
20711-20-06T	M20X1.5	10	06	16	10	24
20711-20-08	M20X1.5	12	08	18.5	10	27
20711-22-06T	M22X1.5	10	06	16	10	27
20711-22-08	M22X1.5	12	08	18.5	10	27
20711-22-10	M22X1.5	16	10	19	10	30
20711-24-08T	M24X1.5	12	08	16.5	11	32
20711-27-08T	M27X1.5	12	08	18.5	11	32
20711-27-10T	M27X1.5	16	10	19.5	11	32
20711-27-12	M27X1.5	20	12	21.5	11	32
20711-30-10T	M30X1.5	16	10	18	11	36
20711-30-12	M30X1.5	20	12	21.5	11	36
20711-33-10T	M33X2	16	10	19.5	13	41
20711-33-12T	M33X2	20	12	20	13	41
20711-33-14	M33X2	22	14	21.5	13	41
20711-36-12T	M36X2	20	12	20	14	41
20711-36-14T	M36X2	22	14	20	14	41
20711-36-16	M36X2	25	16	23	14	41
20711-39-16T	M39X2	25	16	23.5	15	46
20711-42-16T	M42X2	25	16	23.5	14	50
20711-42-20	M42X2	32	20	26	15	50
20711-45-20T	M45X2	32	20	25	15	55
20711-52-24T	M52X2	40	24	25	17	60

20741

45° GB METRIC FEMALE 74° CONE SEAT

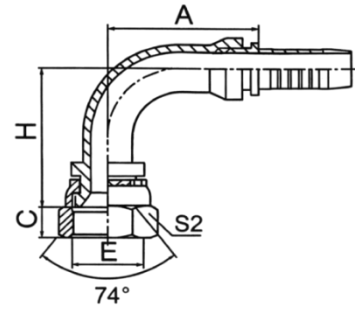


PART NO.	THREAD E	HOSE BORE		DIMENSIONS			
		DN	DASH	A	C	H	S2
20741-14-04	M14X1.5	6	04	40.5	8.5	18.5	19
20741-16-05	M16X1.5	8	50	44.4	8	20	22
20741-18-06	M18X1.5	10	06	45.7	10	21.4	24
20741-22-08	M22X1.5	12	08	58.9	10	24	27
20741-27-10	M27X1.5	16	10	70.7	11	26.4	32
20741-30-12	M30X1.5	20	12	78.1	11	30	36
20741-33-12	M33X2	20	12	77.4	13	30	41
20741-33-16	M33X2	25	16	85	13	30.8	41
20741-36-14	M36X2	22	14	79.8	14	29.6	41
20741-36-16	M36X2	25	16	85.7	14	31.5	41
20741-39-16	M39X2	25	16	86.1	14	31.8	46
20741-45-20W	M45X2	32	20	97	15	36.2	55
20741-52-24W	M52X2	40	24	115.3	17	40.9	60

AL AWAIEL HYDROMECHANICAL EQUIPMENT

20791

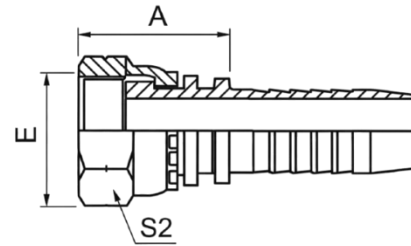
90° GB METRIC FEMALE 74° CONE SEAT



PART NO.	THREAD E	HOSE BORE		DIMENSIONS			
		DN	DASH	A	C	H	S2
20791-12-04C	M12X1.25	6	04	30	9	33.5	17
20791-12-04	M12X1.5	6	04	30	10	33.5	17
20791-14-04	M14X1.5	6	04	30	8.5	34	19
20791-16-04	M16X1.5	6	04	30	8	35	22
20791-16-05	M16X1.5	8	05	34	8	38	22
20791-18-06	M18X1.5	10	06	35.3	10	41.3	24
20791-22-08	M22X1.5	12	08	41	10	48	27
20791-22-10	M22X1.5	16	10	56	10	52.5	27
20791-27-10	M27X1.5	16	10	56	11	54	32
20791-30-12	M30X1.5	20	12	66.2	11	63.5	36
20791-33-12	M33X2	20	12	65.5	13	63.5	41
20791-33-16	M33X2	25	16	76.7	13	69	41
20791-36-12	M36X2	20	12	65.5	14	63.5	41
20791-36-14	M36X2	22	14	71.2	14	64.5	41
20791-39-16	M39X2	25	16	76.7	14	70.5	46
20791-45-20W	M45X2	32	20	91.5	15	83	55
20791-52-20W	M52X2	32	20	93	17	84.5	60
20791-52-24W	M52X2	40	24	110.7	17	96.5	60

22211

BSP FEMALE FLAT SEAT

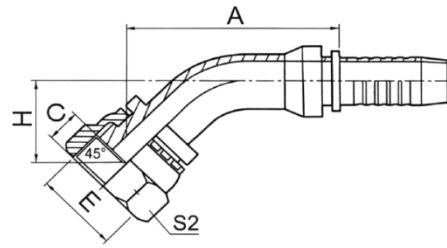


PART NO.	THREAD E	HOSE BORE		DIMENSIONS		
		DN	DASH	A	C	S2
22211-04-04	G1/4"X19	6	04	15.5	8	19
22211-04-06	G1/4"X19	10	06	15.5	8	19
22211-06-04	G3/8"X19	6	04	17	9	22
22211-06-05	G3/8"X19	8	05	17	9	22
22211-06-06	G3/8"X19	10	06	16.5	9	22
22211-06-08	G3/8"X19	12	08	17.5	9	22
22211-08-06T	G1/2"X14	10	06	18	10.5	27
22211-08-08	G1/2"X14	12	08	18.5	10.5	27
22211-10-08	G5/8"X14	12	08	20	12	30
22211-10-10	G5/8"X14	16	10	21	12	30
22211-12-08T	G3/4"X14	12	08	20.5	13.5	32
22211-12-10	G3/4"X14	16	10	21.5	13.5	32
22211-12-12	G3/4"X14	20	12	21.5	13.5	32
22211-16-12T	G1"X11	20	12	21.5	15.5	41
22211-16-16	G1"X11	25	16	23	15.5	41
22211-20-20W	G1.1/4"X11	32	20	26	15.5	50
22211-24-24W	G1.1/2"X11	40	24	27.5	17.5	55
22211-32-32W	G2"X11	50	32	30.5	23	70

AL AWAIEL HYDROMECHANICAL EQUIPMENT

22241

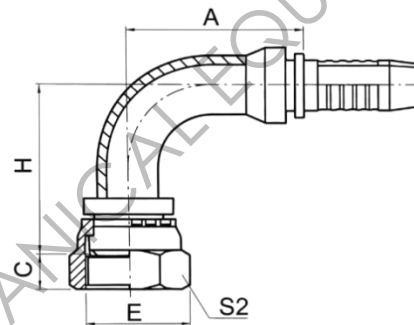
45° BSP FEMALE FLAT SEAT



PART NO.	THREAD E	HOSE BORE		DIMENSIONS			
		DN	DASH	A	C	H	S2
22241-04-04	G1/4"X19	6	04	40.9	8	18.8	19
22241-06-06	G3/8"X19	10	06	45.3	9	21	22
22241-08-08	G1/2"X14	12	08	58.9	10.5	24	27
22241-12-12	G3/4"X14	20	12	76.8	13.5	30	32
22241-16-16	G1"X11	25	16	82.7	15.5	31.5	41
22241-20-20W	G1.1/4"X11	32	20	97.3	15.5	36.6	50

22291

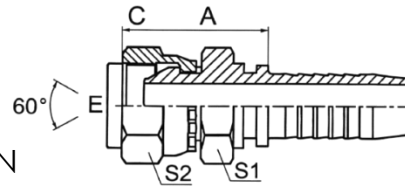
90° BSP FEMALE FLAT SEAT



PART NO.	THREAD E	HOSE BORE		DIMENSIONS			
		DN	DASH	A	C	H	S2
22291-04-04	G1/4"X19	6	04	30	8	34.5	19
22291-06-06	G3/8"X19	10	06	35.3	9	41.3	22
22291-08-08	G1/2"X14	12	08	41	10.5	48	27
22291-12-12	G3/4"X14	20	12	65.5	13.5	63.5	32
22291-16-16	G1"X11	25	16	76.7	15.5	70	41
22291-20-20W	G1.1/4"X11	32	20	91.5	15.5	82.5	50
22291-24-24W	G1.1/2"X11	40	24	109.4	17.5	98.5	55

22611D

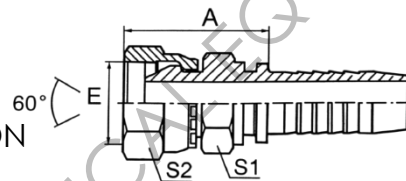
BSP FEMALE 60° CONE DOUBLE HEXAGON



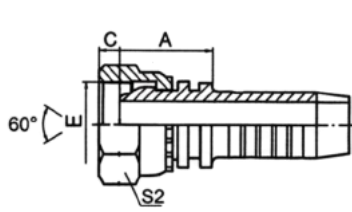
PART NO.	THREAD E	HOSE BORE		DIMENSIONS			
		DN	DASH	A	C	S1	S2
22611D-04-04	G1/4"X19	6	04	23.5	5.5	19	19
22611D-06-06	G3/8"X19	10	06	28.5	6.3	22	22
22611D-08-08	G1/2"X14	12	08	31	7.5	27	27
22611D-10-08	G5/8"X14	12	08	31	9.5	30	30
22611D-12-08	G3/4"X14	12	08	31.5	10.9	32	32
22611D-12-12	G3/4"X14	20	12	33.5	10.9	32	32
22611D-16-16	G1"X11	25	16	35.5	11.7	41	41
22611D-20-20W	G1.1/4"X11	32	20	44	11	50	50

22611D-SM

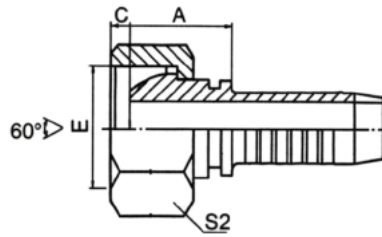
BSP FEMALE 60° CONE DOUBLE HEXAGON



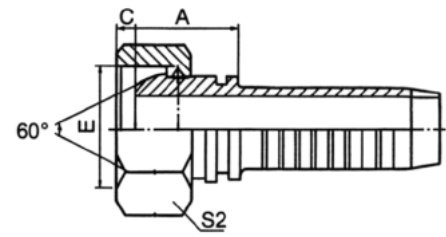
PART NO.	THREAD E	HOSE BORE		DIMENSIONS			
		DN	DASH	A	C	S1	S2
22611D-04-04SM	G1/4"X19	6	04	23.5	5.5	14	19
22611D-06-06SM	G3/8"X19	10	06	24.5	6.3	17	22
22611D-08-08SM	G1/2"X14	12	08	29	7.5	22	27
22611D-10-08SM	G5/8"X14	12	08	29	9.5	22	30
22611D-12-08SM	G3/4"X14	12	08	31.5	10.9	27	32
22611D-12-12SM	G3/4"X14	20	12	33.5	10.9	27	32
22611D-16-16SM	G1"X11	25	16	35.5	11.7	32	41
22611D-20-20WSM	G1.1/4"X11	32	20	42	11	41	50



22611-OR



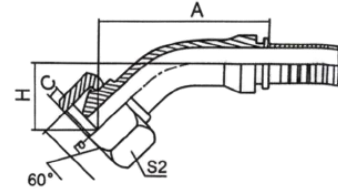
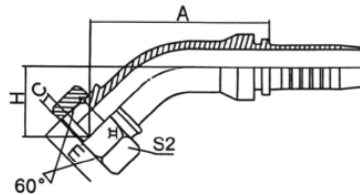
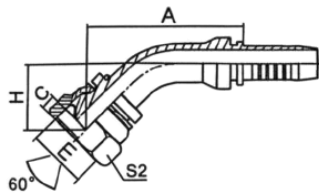
22611-ORT



22611-ORW

BSP FEMALE 60° CONE O-RING

PART NO.	THREAD E	HOSE BORE		DIMENSIONS		
		DN	DASH	A	C	S2
22611-02-03OR	G1/8"X28	5	03	15	5.5	14
22611-02-04OR	G1/8"X28	6	04	15.5	5.5	14
22611-04-03OR	G1/4"X19	5	03	17	5.5	19
22611-04-04OR	G1/4"X19	6	04	18	5.5	19
22611-04-05OR	G1/4"X19	8	05	18	5.5	19
22611-04-06OR	G1/4"X19	10	06	18	5.5	19
22611-06-04OR	G3/8"X19	6	04	19	6.3	22
22611-06-05OR	G3/8"X19	8	05	19	6.3	22
22611-06-06OR	G3/8"X19	10	06	19.5	6.3	22
22611-06-08OR	G3/8"X19	12	08	19.5	6.3	22
22611-08-06ORT	G1/2"X14	10	06	21	7.5	27
22611-08-08OR	G1/2"X14	12	08	21.5	7.5	27
22611-10-08OR	G5/8"X14	12	08	22	9.5	30
22611-10-10OR	G5/8"X14	16	10	23	9.5	30
22611-12-08ORT	G3/4"X14	12	8	22	10.9	32
22611-12-10OR	G3/4"X14	16	10	23.5	10.9	32
22611-12-12OR	G3/4"X14	20	12	24	10.9	32
22611-16-12ORT	G1"X11	20	12	24	11.7	41
22611-16-14OR	G1"X11	22	14	26	11.7	41
22611-16-16OR	G1"X11	25	16	27	11.7	41
22611-20-16ORT	G1.1/4"X11	25	16	27.5	11	50
22611-20-20ORW	G1.1/4"X11	32	20	30.5	11	50
22611-24-20ORT	G1.1/2"X11	32	20	32	13	55
22611-24-24ORW	G1.1/2"X11	40	24	32	13	55
22611-32-24ORT	G2"X11	40	24	30	16	70
22611-32-32ORW	G2"X11	50	32	31.9	16	70

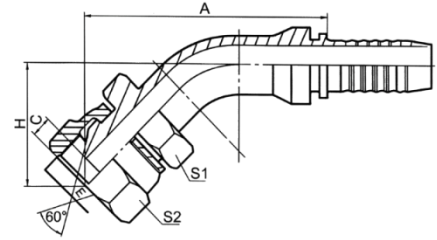
**22641****22641-W****22641-T**

45° BSP FEMALE 60° CONE

PART NO.	THREAD E	HOSE BORE		DIMENSIONS			
		DN	DASH	A	C	H	S2
22641-04-04	G1/4"X19	6	04	42.3	5.5	20.2	19
22641-06-04	G3/8"X19	6	04	43.2	6.3	21	22
22641-06-05	G3/8"X19	8	05	45.3	6.3	22	22
22641-06-06	G3/8"X19	10	06	46.9	6.3	22.5	22
22641-08-06T	G1/2"X14	10	06	48.1	7.5	23.9	27
22641-08-08	G1/2"X14	12	08	61.1	7.5	26.1	27
22641-10-08	G5/8"X14	12	08	61.4	9.5	26.5	30
22641-10-10	G5/8"X14	16	10	72.6	9.5	27.8	30
22641-12-08T	G3/4"X14	12	08	61.8	10.9	26.9	32
22641-12-10	G3/4"X14	16	10	73	10.9	28.2	32
22641-12-12	G3/4"X14	20	12	79.2	10.9	31.8	32
22641-16-12T	G1"X11	20	12	80.8	11.7	33.4	41
22641-16-16	G1"X11	25	16	88.4	11.7	34.2	41
22641-20-16T	G1.1/4"X11	25	16	85.3	11	31.1	50
22641-20-20W	G1.1/4"X11	32	20	98.8	11	38	50
22641-24-24W	G1.1/2"X11	40	24	116.8	13	45.5	55
22641-32-32W	G2"X11	50	32	135.7	16	52.7	70

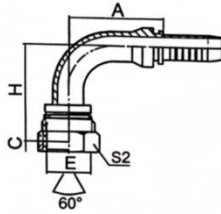
22641D-SM

90° BSP FEMALE 60° CONE DOUBLE HEXAGON

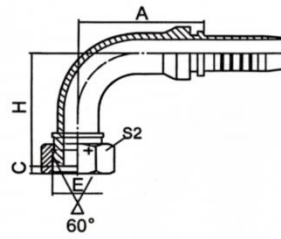
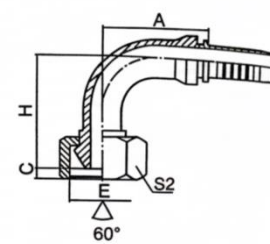


PART NO.	THREAD E	HOSE BORE		DIMENSIONS				
		DN	DASH	A	C	H	S1	S2
22641D-04-04SM	G1/4"X19	6	04	44.6	5.5	25.5	14	19
22641D-06-06SM	G3/8"X19	10	06	51.6	6.3	26.9	17	22
22641D-08-08SM	G1/2"X14	12	08	66	7.5	31	22	27
22641D-10-08SM	G5/8"X14	12	08	66	9.5	31	22	30
22641D-12-08SM	G3/4"X14	12	08	66	10.9	31.5	27	32
22641D-12-12SM	G3/4"X14	20	12	85.5	10.9	37.4	27	32
22641D-16-16SM	G1"X11	25	16	94.7	11.7	40.5	32	41

AL AWAIEL HYDROMECHANICAL ENGINEERING

**22691**

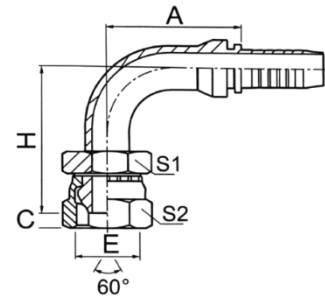
90° BSP FEMALE 60° CONE

**22691-W****22691-T**

PART NO.	THREAD E	HOSE BORE		DIMENSIONS			
		DN	DASH	A	C	H	S2
22691-02-03	G1/8"X28	5	03	26.5	5.5	31.5	14
22691-02-04	G1/8"X28	6	04	30	5.5	34.5	14
22691-04-03	G1/4"X19	5	03	26.5	5.5	33.5	19
22691-04-04	G1/4"X19	6	04	30	5.5	36.5	19
22691-04-05	G1/4"X19	8	05	33	5.5	39.5	19
22691-04-06	G1/4"X19	10	06	30	5.5	36.5	19
22691-06-04	G3/8"X19	6	04	30	6.3	37.7	22
22691-06-05	G3/8"X19	8	05	33	6.3	40.7	22
22691-06-06	G3/8"X19	10	06	35.3	6.3	43	22
22691-08-06T	G1/2"X14	10	06	35.3	7	43.3	27
22691-08-08	G1/2"X14	12	08	41	7.5	51	27
22691-08-10	G1/2"X14	16	10	56.5	7.5	55.5	27
22691-10-08	G5/8"X14	12	08	41	9.5	51.5	30
22691-10-10	G5/8"X14	16	10	56	9.5	56	30
22691-12-08T	G3/4"X14	12	08	41	10.9	52.1	32
22691-12-10	G3/4"X14	16	10	56.5	10.9	56.6	32
22691-12-12	G3/4"X14	20	12	64.9	10.9	66.1	32
22691-16-12T	G1"X11	20	12	65.5	11.7	68.3	41
22691-16-14	G1"X11	22	14	71.2	11.7	69.3	41
22691-16-16	G1"X11	25	16	76.7	11.7	73.8	41
22691-20-16T	G1.1/4"X11	25	16	78	11	69.5	50
22691-20-20W	G1.1/4"X11	32	20	91.5	11	84.3	50
22691-24-24W	G1.1/2"X11	40	24	109.4	13	103	55
22691-32-32W	G2"X11	50	32	131.8	16	123.3	70

22691D

90° BSP FEMALE 60° CONE DOUBLE HEXAGON

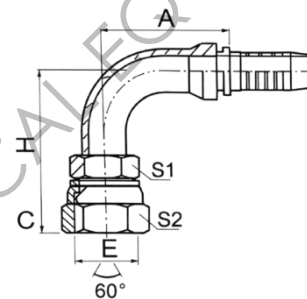


HOSE BORE DIMENSIONS

PART NO.	THREAD E	DN	DASH	A	C	H	S1	S2
22691D-04-04	G1/4"X19	6	04	30	5.5	40.5	19	19
22691D-06-06	G3/8"X19	10	06	35.3	6.3	49	22	22
22691D-08-08	G1/2"X14	12	08	41	7.5	58	27	27
22691D-12-12	G3/4"X14	20	12	65.5	10.9	74	32	32
22691D-16-16	G1"X11	25	16	76.7	11.7	82	41	41

22691D-SM

90° BSP FEMALE 60° CONE DOUBLE HEXAGON

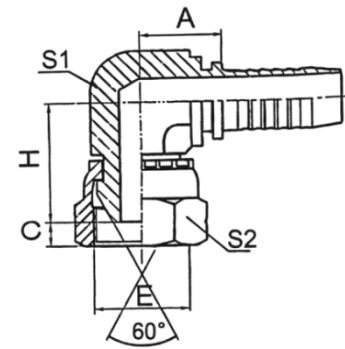


HOSE BORE DIMENSIONS

PART NO.	THREAD E	DN	DASH	A	C	H	S1	S2
22691D-04-04SM	G1/4"X19	6	04	30	5.5	40.5	14	19
22691D-06-06SM	G3/8"X19	10	06	35.3	6.3	49	17	22
22691D-08-08SM	G1/2"X14	12	08	41	7.5	58	22	27
22691D-10-08SM	G5/8"X14	12	08	41	9.5	58	22	30
22691D-12-08SM	G3/4"X14	12	08	41.5	10.9	58	27	32
22691D-12-12SM	G3/4"X14	20	12	65.5	10.9	74	27	32
22691D-16-16SM	G1"X11	25	16	76.7	11.7	82.8	32	41

22691K

90° BSP COMPACT FEMALE 60° CONE

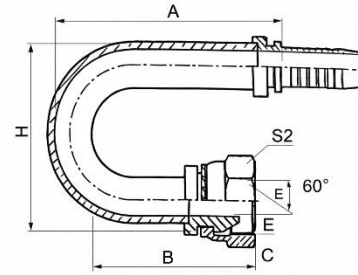


PART NO.	THREAD E	HOSE BORE		DIMENSIONS				
		DN	DASH	A	C	H	S1	S2
22691K-04-04	G1/4"X19	6	04	17.5	5.5	18.5	11	19
22691K-06-04	G3/8"X19	6	04	20	6.3	24	16	22
22691K-06-05	G3/8"X19	8	05	20	6.3	24	16	22
22691K-06-06	G3/8"X19	10	06	20	6.3	24	16	22
22691K-08-06	G1/2"X14	10	06	23	7.5	28.5	19	27
22691K-08-08	G1/2"X14	12	08	23.5	7.5	28.5	19	27
22691K-10-10	G5/8"X14	16	10	24.5	9.5	30.5	22	30
22691K-12-12	G3/4"X14	20	12	27.5	10.9	33	27	32
22691K-16-16	G1"X11	25	16	43	11.7	38.5	33	41

AL AWAIEL HYDROMECHANICAL EQUIPMENT

22691-VI80

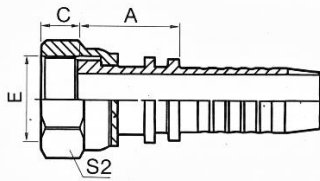
180° BSP FEMALE 60° CONE



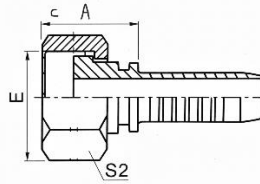
HOSE BORE DIMENSIONS

PART NO.	THREAD E	DN	DASH	A	B	C	H	S2
22691-04-04(V180)	G1/4"X19	6	04	65.5	46	5.5	40	19
22691-06-06(V180)	G3/8"X19	10	06	90.8	63.5	6.3	50	22
22691-08-08(V180)	G1/2"X14	12	08	104.3	71	7.5	60	27
22691-10-10(V180)	G5/8"X14	16	10	130.5	90	9.5	80	30
22691-12-12(V180)	G3/4"X14	20	12	160.5	111	10.9	100	32
22691-16-16(V180)	G1"X11	25	16	196.8	132.5	11.7	120	41

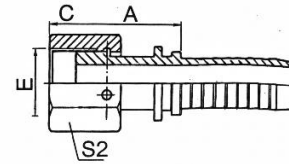
AL AWAIEL HYDROMECHANICAL EQUIPMENT



24211



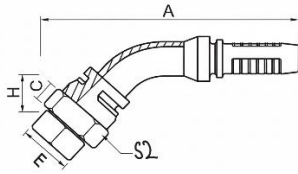
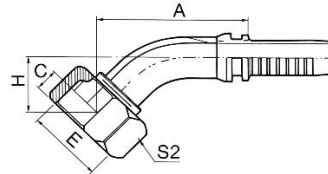
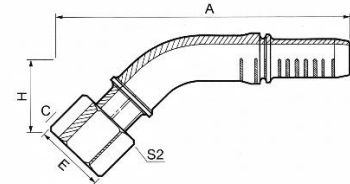
24211-T



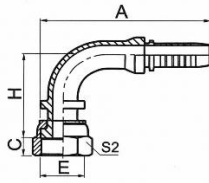
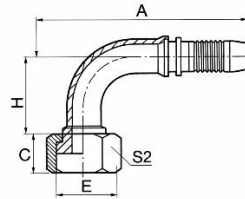
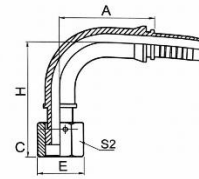
24211W

ORFS FEMALE FLAT SEAT

PART NO.	HOSE BORE		DIMENSIONS		
	THREAD E	DASH	A	C	S2
24211-04-04	9/16"X18	04	22.5	8.5	19
24211-04-05	9/16"X18	05	22.5	8.5	19
24211-04-06	9/16"X18	06	22.5	8.5	19
24211-06-04T	11/16"X16	04	23.5	10	22
24211-06-05T	11/16"X16	05	23.5	10	22
24211-06-06	11/16"X16	06	25.5	10	22
24211-06-08	11/16"X16	08	26	10	22
24211-08-05T	13/16"X16	05	25	11	27
24211-08-06T	13/16"X16	06	25	11	27
24211-08-08	13/16"X16	08	28	11	27
24211-08-10	13/16"X16	10	29	11	27
24211-10-08T	1"X14	08	29.5	13.5	30
24211-10-10	1"X14	10	33	13.5	30
24211-10-12	1"X14	12	33.5	13.5	30
24211-12-08T	1.3/16"X12	08	30.5	15	36
24211-12-10T	1.3/16"X12	10	31.5	15	36
24211-12-12	1.3/16"X12	12	35	15	36
24211-12-16	1.3/16"X12	16	36	15	36
24211-16-12T	1.7/16"X12	12	35	14.8	41
24211-16-14T	1.7/16"X12	14	35	14.8	41
24211-16-16T	1.7/16"X12	16	35	14.8	41
24211-16-20	1.7/16"X12	20	39.5	14.8	41
24211-20-16T	1.11/16"X12	16	35	15	50
24211-20-20W	1.11/16"X12	20	42.5	15	50
24211-20-24	1.11/16"X12	24	42.5	15	50
24211-24-20T	2"X12	20	36	14.8	60
24211-24-24T	2"X12	24	36	14.8	60

**24241****24241-T****24241-W****45° ORFS FEMALE FIAT SEAT**

PART NO.	HOSE BORE		DIMENSIONS			
	THREAD E	DASH	A	H	C	S2
24241-04-04	9/16"X18	04	45.5	23.4	8.5	19
24241-04-05	9/16"X18	05	47.6	24.3	8.5	19
24241-04-06	9/16"X18	06	49.2	24.9	8.5	19
24241-06-04T	11/16"X16	04	39.5	17.4	10	22
24241-06-05T	11/16"X16	05	42.3	19	10	22
24241-06-06	11/16"X16	06	51.3	27.1	10	22
24241-06-08T	13/16"X16	08	44.6	20.3	11	27
24241-08-08	13/16"X16	08	65.7	30.7	11	27
24241-08-10	13/16"X16	10	76.5	31.7	11	27
24241-10-08T	1"X14	08	58.2	23.3	13.5	30
24241-10-10	1"X14	10	79.2	34.9	13.5	30
24241-12-08T	1.3/16"X12	08	58.2	23.3	15	36
24241-12-10T	1.3/16"X12	10	68.2	23.9	15	36
24241-12-12	1.3/16"X12	12	87	39.5	15	36
24241-12-16	1.3/16"X12	16	95.3	41	15	36
24241-16-12T	1.7/16"X12	12	74	29.6	14.8	41
24241-16-14T	1.7/16"X12	14	78.7	28.5	14.8	41
24241-16-16T	1.7/16"X12	16	84.1	29.7	14.8	41
24241-20-16T	1.11/16"X12	16	84.1	29.7	15	50
24241-20-20W	1.11/16"X12	20	111.2	49	15	50
24241-24-20T	2"X12	20	94.5	33.8	14.8	60
24241-24-24T	2"X12	24	108.5	37.7	14.8	60

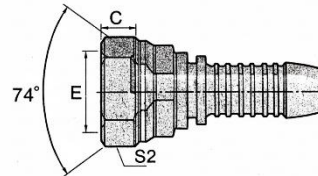
**24291****24291-T****24291W**

90° ORFS FEMALE FLAT SEAT

PART NO.	HOSE BORE		DIMENSIONS			
	THREAD E	DASH	A	H	C	S2
24291-04-04	9/16"X18	04	30	41	8.5	19
24291-04-05	9/16"X18	05	33	44	8.5	19
24291-06-05T	11/16"X16	05	33	37.5	10	22
24291-06-06	11/16"X16	06	35.3	49.3	10	22
24291-06-08	11/16"X16	08	41	55	10	22
24291-08-06T	13/16"X16	06	35.3	39.8	11	27
24291-08-08	13/16"X16	08	41	57.5	11	27
24291-08-10	13/16"X16	10	56.5	61.5	11	27
24291-10-08T	1"X14	08	41	46	13.5	30
24291-10-10	1"X14	10	56	66	13.5	30
24291-10-12	1"X14	12	65.5	75.5	13.5	30
24291-12-10T	1.3/16"X12	10	56	51.5	15	36
24291-12-12	1.3/16"X12	12	65.5	77	15	36
24291-12-16	1.3/16"X12	16	76.7	83.5	15	36
24291-16-12T	1.7/16"X12	12	65.5	63	14.8	41
24291-16-14T	1.7/16"X12	14	71.2	63	14.8	41
24291-16-16T	1.7/16"X12	16	76.9	67.5	14.8	41
24291-20-16T	1.11/16"X12	16	76.7	67.5	15	50
24291-20-20W	1.11/16"X12	20	93	100	15	50
24291-24-20T	2"X12	20	91.5	78.5	14.8	60
24291-24-24T	2"X12	24	109.4	92	14.8	60

26711

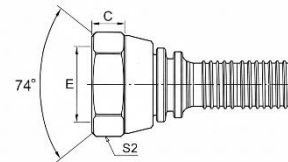
JIC FEMALE 74° CONE



PART NO	THREAD E	HOSE BORE		DIMENSIONS	
		DN	DASH	C	S1
26711-04-04	7/16"X20	6	04	9	17
26711-05-04	1/2"X20	6	04	9	17
26711-05-05	1/2"X20	8	05	9	17
26711-06-04	9/16"X18	6	04	10.5	19
26711-06-05	9/16"X18	8	05	10.5	19
26711-06-06	9/16"X18	10	06	10.5	19
26711-08-06	3/4"X16	10	06	10.5	24
26711-08-08	3/4"X16	12	08	10.5	24
26711-08-10	3/4"X16	16	10	10.5	24
26711-10-06	7/8"X14	10	06	12	27
26711-10-08	7/8"X14	12	08	12	27
26711-10-10	7/8"X14	16	10	12	27
26711-10-12	7/8"X14	20	12	12	27
26711-12-08	1.1/16"X12	12	08	15	32
26711-12-10	1.1/16"X12	16	10	15	32
26711-12-12	1.1/16"X12	20	12	15	32
26711-12-16	1.1/16"X12	25	16	15	32
26711-14-12	1.3/16"X12	20	12	15	36
26711-16-12	1.5/16"X12	20	12	16	41
26711-16-14	1.5/16"X12	22	14	16	41
26711-16-16	1.5/16"X12	25	16	16	41
26711-16-20	1.5/16"X12	32	20	16	41
26711-20-16	1.5/8"X12	25	16	17	50
26711-20-20	1.5/8"X12	32	20	17	50
26711-24-20	1.7/8"X12	32	20	20	60
26711-24-24	1.7/8"X12	40	24	20	60

26712

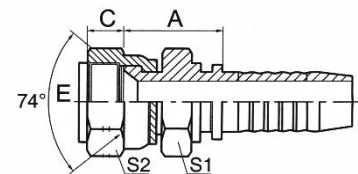
JIC FEMALE 74° CONE SEAT



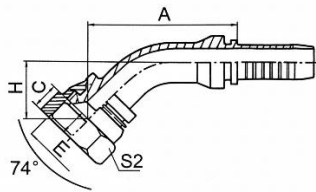
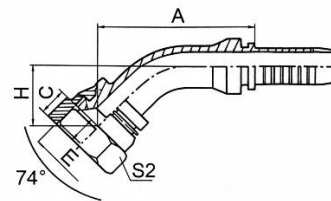
PART NO	THREAD E	HOSE BORE		DIMENSIONS	
		DN	DASH	C	S1
26712-04-04	7/16"X20	6	04	9	17
26712-06-06	9/16"X18	10	06	10.5	19
26712-08-08	3/4"X16	12	08	10.5	24
26712-10-08	7/8"X14	12	08	12	27
26712-10-10	7/8"X14	16	10	12	27
26712-12-08	1.1/16"X12	12	08	15	32
26712-12-10	1.1/16"X12	16	10	15	32
26712-12-12	1.1/16"X12	20	12	15	32
26712-16-16	1.5/16"X12	25	16	16	41
26712-20-20	1.5/8"X12	32	20	17	50
26712-24-24	1.7/8"X12	40	24	20	60

26711D

JIC FEMALE 74° CONE SEAT DOUBLE HEXAGON

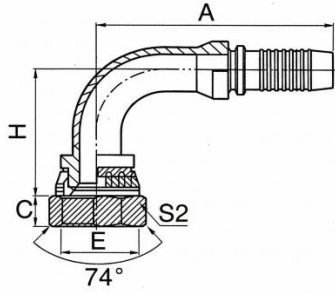


PART NO	THREAD E	HOSE BORE		DIMENSIONS			
		DN	DASH	A	C	S1	S2
26711D-04-04	7/16"X20	6	04	20	9	17	15
26711D-05-04	1/2"X20	6	04	21	9.5	17	17
26711D-06-04	9/16"X18	6	04	21	10.5	19	19
26711D-06-06	9/16"X18	10	06	21	10.5	19	19
26711D-08-06	3/4"X16	10	06	25	11	24	24
26711D-08-08	3/4"X16	12	08	24.5	11	24	24
26711D-08-10	3/4"X16	16	10	25.5	11	24	24
26711D-10-08	7/8"X14	12	08	28	13	27	27
26711D-10-10	7/8"X14	16	10	29	13	27	27
26711D-12-12	1.1/16"X14	20	12	31.5	15	32	32
26711D-16-12	1.5/16"X12	20	12	33.5	16	41	41
26711D-16-16	1.5/16"X12	25	16	34.5	16	41	41
26711D-16-20	1.5/16"X12	32	20	36.5	16	41	41
26711D-20-20W	1.7/16"X12	32	20	41	17	50	50

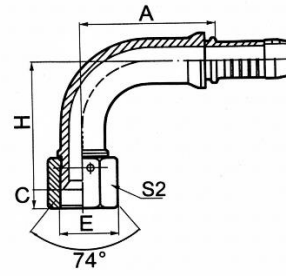
**26741****26741W**

45° JIC FEMALE 74° CONE SEAT

PART NO	THREAD E	HOSE BORE		DIMENSIONS			
		DN	DASH	A	C	S1	S2
26741-04-03	7/16"X20	5	03	37.6	9	17.2	15
26741-04-04	7/16"X20	6	04	40.2	9	18.1	15
26741-05-04	1/2"X20	6	04	40.5	9.5	18.5	17
26741-05-05	1/2"X20	8	05	42.7	9.5	19.3	17
26741-05-06	1/2"X20	10	06	44.6	9.5	20.3	17
26741-06-04	9/16"X18	6	04	40.5	10.5	18.5	19
26741-06-05	9/16"X18	8	05	42.6	10.5	19.3	19
26741-06-06	9/16"X18	10	06	44.3	10.5	20	19
26741-08-06	3/4"X16	10	06	45.7	11	21.4	24
26741-08-08	3/4"X16	12	08	57.9	11	22.9	24
26741-10-08	7/8"X14	12	08	58.9	13	24	27
26741-10-10	7/8"X14	16	10	69.6	13	25.3	27
26741-10-12	7/8"X14	20	12	75.7	13	28.9	27
26741-12-08	1.1/16"X12	12	08	60	15	25.1	32
26741-12-10	1.1/16"X12	16	10	70.7	15	26.4	32
26741-12-12	1.1/16"X12	20	12	76.8	15	30	32
26741-14-12	1.3/16"X12	20	12	77.4	15	30	36
26741-16-12	1.5/16"X12	20	12	77.4	16	30	41
26741-16-16	1.5/16"X12	25	16	85.7	16	31.5	41
26741-20-20W	1.5/8"X12	32	20	95.9	17	35.2	50
26741-24-20W	1.7/8"X12	32	20	100.9	20	40.1	55
26741-24-24W	1.7/8"X12	40	24	114.8	20	44.1	55
26741-32-32W	2.1/2"X12	50	32	135.9	23.5	51.6	75



26791

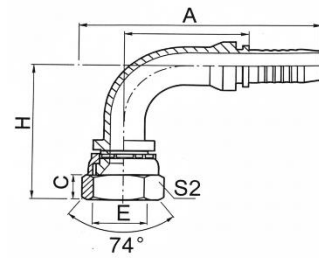


26791W

PART NO	THREAD E	HOSE BORE		DIMENSIONS			
		DN	DASH	A	C	H	S2
26791-04-03	7/16"X20	5	03	26.5	9	30.5	15
26791-04-04	7/16"X20	6	04	30	9	33.5	15
26791-05-04	1/2"X20	6	04	30	9.5	34	17
26791-05-05	1/2"X20	8	05	33	9.5	37	17
26791-05-06	1/2"X20	10	06	35.3	9.5	39.3	17
26791-06-04	9/16"X18	6	04	30	10.5	34	19
26791-06-05	9/16"X18	8	05	33	10.5	37	19
26791-06-06	9/16"X18	10	06	35.3	10.5	39.3	19
26791-06-08	9/16"X18	12	08	35.8	10.5	39.8	19
26791-08-06	3/4"X16	10	06	35.3	11	41.3	24
26791-08-08	3/4"X16	12	08	41	11	47.5	24
26791-08-10	3/4"X16	16	10	49	11	47.5	24
26791-10-08	7/8"X14	12	08	41	13	48	27
26791-10-10	7/8"X14	16	10	56	13	52.5	27
26791-10-12	7/8"X14	20	12	64.9	13	62	27
26791-12-08	1.1/16"X12	12	08	41	15	49.5	32
26791-12-10	1.1/16"X12	16	10	56	15	54	32
26791-12-12	1.1/16"X12	20	12	65.5	15	63.5	32
26791-12-16	1.1/16"X12	25	16	74	15	63.5	32
26791-14-12	1.3/16"X12	20	12	65.5	15	63.5	36
26791-16-12	1.5/16"X12	20	12	65.5	16	63.5	41
26791-16-16	1.5/16"X12	25	16	76.7	16	70	41
26791-20-20W	1.5/8"X12	32	20	91.5	17	80.5	50
26791-24-20W	1.7/8"X12	32	20	91.5	20	80.5	55
26791-24-24W	1.7/8"X12	40	24	109.4	20	94	55
26791-32-32W	2.1/2"X12	50	32	133.1	23.5	121.8	75

26791-H

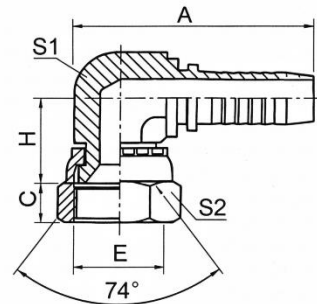
90° JIC FEMALE 74° CONE SEAT



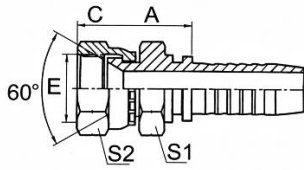
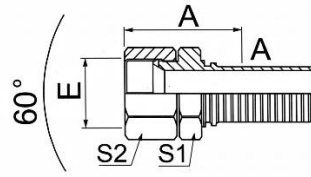
PART NO	THREAD E	HOSE BORE		DIMENSIONS			
		DN	DASH	A	C	H	S2
26791-06-04(H66)	9/16"X18	6	04	30	10.5	66	19
26791-08-06(H78)	3/4"X16	10	06	35.3	11	78	24
26791-10-08(H86)	7/8"X14	12	08	41	13	86	27
26791-12-12(H135)	1.1/16"X12	20	12	65.5	15	135	32
26791-16-16(H140)	1.5/16"X12	25	16	76.7	16	140	41

26791K

90° JIC COMPACT FEMALE 74° CONE SEAT

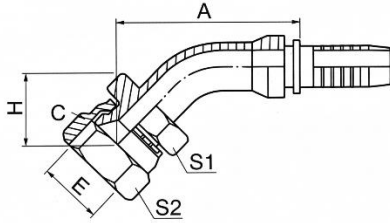
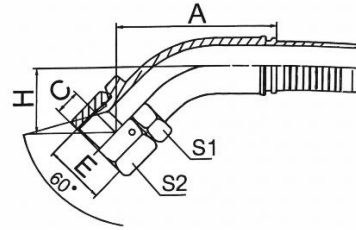


PART NO	THREAD E	HOSE BORE		DIMENSIONS				
		DN	DASH	A	C	H	S1	S2
26791K-04-04	7/16"X20	6	04	17.5	9	18	11	15
26791K-06-04	9/16"X18	6	04	20	10.5	20.5	14	19
26791K-06-06	9/16"X18	10	06	20	10.5	20.5	16	19
26791K-08-06	3/4"X16	10	06	23	11	25	19	24
26791K-08-08	3/4"X16	12	08	23.5	11	25	22	24
26791K-10-08	7/8"X14	12	08	25	13	27	22	27
26791K-10-10	7/8"X14	16	10	25	13	27	22	27
26791K-12-12	1.1/16"X12	20	12	29	15	31	27	32
26791K-16-16	1.5/16"X12	25	16	43	16	34.3	33	41

28611**28611-W**

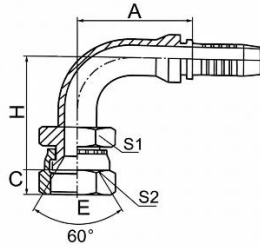
JIS METRIC FEMALE 60° CONE SEAT

PART NO	THREAD E	HOSE BORE		DIMENSIONS		S1	S2
		DN	DASH	A	C		
28611-12-04	M12X1.5	6	04	20	9	17	17
28611-14-04W	M14X1.5	6	04	23	10.5	19	19
28611-14-06	M14X1.5	10	06	21	10.5	19	19
28611-16-04	M16X1.5	6	04	24	10	22	22
28611-16-05	M16X1.5	8	05	24	10	22	22
28611-16-06	M16X1.5	10	06	24	10	22	22
28611-18-06	M18X1.5	10	06	24	11.5	24	24
28611-18-08	M18X1.5	12	08	24.5	11.5	24	24
28611-20-08	M20X1.5	12	08	28.5	12	27	27
28611-22-08	M22X1.5	12	08	25.5	14	27	27
28611-24-08	M24X1.5	12	08	27.5	15	32	32
28611-24-10	M24X1.5	16	10	28	15	32	32
28611-30-12	M30X1.5	20	12	28.5	18.3	36	36
28611-33-12	M33X1.5	20	12	31	21.3	41	41
28611-33-16	M33X1.5	25	16	32	21.3	41	41
28611-36-20	M36X1.5	32	20	35.5	20	46	46
28611-42-24W	M42X1.5	40	24	36	18.8	55	55

**28641****28641-W**

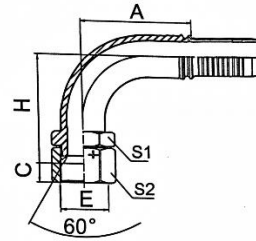
45° JIS METRIC FEMALE 60° CONE SEAT

PART NO	THREAD E	HOSE BORE		DIMENSIONS				
		DN	DASH	A	C	H	S1	S2
28641-14-04	M14X1.5	6	04	43.4	10.5	21.3	19	19
28641-16-05	M16X1.5	8	05	47.6	10	24.3	22	22
28641-18-06	M18X1.5	10	06	49.2	11.5	24.9	24	24
28641-22-08	M22X1.5	12	08	62.1	14	27.2	27	27
28641-24-10	M24X1.5	16	10	74.7	15	29.9	32	32
28641-30-12	M30X1.5	20	12	78	18.3	33.5	36	36
28641-33-16	M33X1.5	25	16	89.9	21.3	35.7	41	41
28641-36-20	M36X1.5	32	20	104.1	20	41.9	46	46
28641-42-24W	M42X1.5	40	24	119.7	18.8	49	50	55



28691

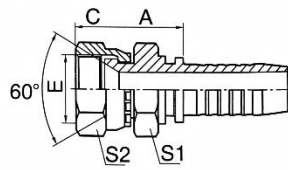
90° JIS METRIC FEMALE 60° CONE SEAT



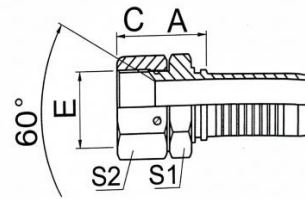
28691-W

PART NO	THREAD E	HOSE BORE		DIMENSIONS		H	S1	S2
		DN	DASH	A	C			
28691-14-04W	M14X1.5	6	04	30	10.5	40	19	19
28691-14-06	M14X1.5	10	06	35.3	10.5	43.3	19	19
28691-16-05	M16X1.5	8	05	33	10	44	22	22
28691-18-06	M18X1.5	10	06	35.3	11.5	46.3	24	24
28691-22-08	M22X1.5	12	08	41	14	52.5	27	27
28691-24-10	M24X1.5	16	10	56	15	59	32	32
28691-30-12	M30X1.5	20	12	65.5	18.3	71.5	36	36
28691-33-16	M33X1.5	25	16	76.7	21.3	76	41	41
28691-36-20	M36X1.5	32	20	93	20	89	46	46
28691-42-24W	M42X1.5	40	24	109.4	18.8	108	55	55

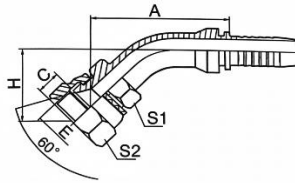
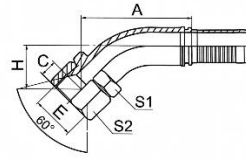
AL AWAIEL HYDROMECHANICAL EQUIPMENT

**29611**

JIS GAS FEMALE 60° CONE SEAT

**29611-w**

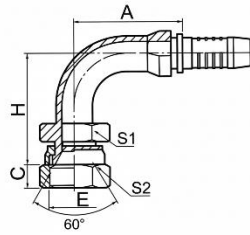
PART NO	THREAD E	HOSE BORE		DIMENSIONS			
		DN	DASH	A	C	S1	S2
29611-02-03	G1/8"X28	5	03	20	7	14	14
29611-04-04	G1/4"X19	6	04	21	8	19	19
29611-04-05	G1/4"X19	8	05	21	8	19	19
29611-06-04	G3/8"X19	6	04	23	9	22	22
29611-06-06	G3/8"X19	10	06	23	9	22	22
29611-08-06	G1/2"X14	10	06	28	12	27	27
29611-08-08	G1/2"X14	12	08	26.5	12	27	27
29611-10-10	G5/8"X14	16	10	30.5	11.5	30	30
29611-12-10	G3/4"X14	16	10	30	13.5	32	32
29611-12-12	G3/4"X14	20	12	30.5	13.5	32	32
29611-16-16	G1"X11	25	16	32	16	41	41
29611-20-20W	G1.1/4"X11	32	20	43	18.5	50	50
29611-24-24W	G1.1/2"X11	40	24	43.5	19	55	55
29611-32-32W	G2"X11	50	32	46.5	23	70	70

**29641****29641-W**

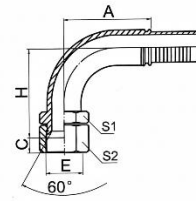
45° JIS GAS FEMALE 60° CONE SEAT

PART NO	THREAD E	HOSE BORE			DIMENSIONS				
		DN	DASH	A	C	H	S1	S2	
29641-04-04	G1/4"X19	6	4	43.4	8	21.3	19	19	
29641-06-06	G3/8"X19	10	6	48.9	9	24.6	22	22	
29641-08-08	G1/2"X14	12	8	63.5	12	27.5	27	27	
29641-12-12	G3/4"X14	20	12	81.3	13.5	33.9	32	32	
29641-16-16	G1"X11	25	16	87.3	16	36.1	41	41	
29641-20-20W	G1.1/4"X11	32	20	104.4	18.5	43.7	50	50	
29641-24-24W	G1.1/2"X11	40	24	121.5	19	50.8	55	55	
29641-32-32W	G2"X11	50	32	140.6	23	57.6	70	70	

AL AWAIEL HYDROMECHANICAL EQUIPMENT

**29691**

90° JIS GAS FEMALE 60° CONE SEAT

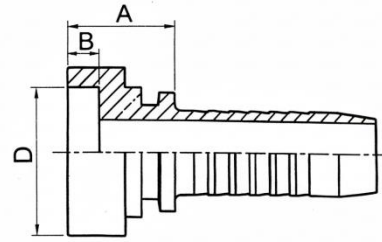
**29691-W**

PART NO	THREAD E	HOSE BORE		DIMENSIONS			S1	S2
		DN	DASH	A	C	H		
29691-04-04	G1/4"X19	6	04	30	8	38	19	19
29691-04-05	G1/4"X19	8	05	34	8	41	19	19
29691-06-06	G3/8"X19	10	06	35.6	9	45.8	22	22
29691-08-08	G1/2"X14	12	08	41	12	53	27	27
29691-10-10	G5/8"X14	16	10	56.5	11.5	61	30	30
29691-12-12	G3/4"X14	20	12	65.5	13.5	69	32	32
29691-16-16	G1"X11	25	16	76.7	16	76.5	41	41
29691-20-20W	G1.1/4"X11	32	20	91.5	18.5	92.5	50	50
29691-24-24W	G1.1/2"X11	40	24	109.4	19	110.5	55	55
29691-32-32W	G2"X11	50	32	131.8	23	133.8	70	70

AL AWAIEL HYDROMECHANICAL EQUIPMENT

40011

SOCKET WELD HOSE FITTING

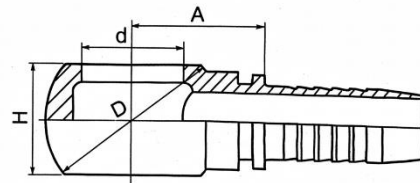


PART NO	TUBE O.D	HOSE BORE		DIMENSIONS	
		DN	DASH	A	B
40011-08-04	8	6	4	14.5	5
40011-09-04	9	6	4	14.5	5
40011-10-04	10	6	4	14.5	5
40011-10-05	10	8	5	12.5	5
40011-13-05	13	8	5	15	5
40011-15-06	15	10	6	15.5	5
40011-16-08	16	12	8	14	5
40011-20-08	20	12	8	16.5	5
40011-22-10	22	16	10	18	5

AL AWAIEL HYDROMECHANICAL EQUIPMENT

70011

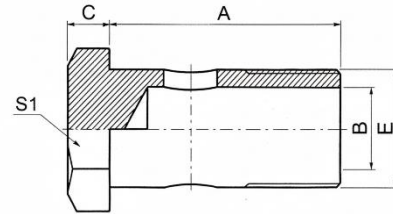
METRIC BANJO



PART NO	TUBE O.D	HOSE BORE		DIMENSIONS			
		DN	DASH	A	d	D	H
70011-10-03	M10X1	5	03	14.5	10.1	17	10
70011-10-04	M10X1	6	04	17	10.1	17	10
70011-12-04	M12X1.5	6	04	20.5	12.1	20	12
70011-12-05	M12X1.5	8	05	20.5	12.1	20	12
70011-12-06	M12X1.5	10	06	20.5	12.1	20	12
70011-14-04	M14X1.5	6	04	19	14.1	24	14
70011-14-05	M14X1.5	8	05	19	14.1	24	14
70011-14-06	M14X1.5	10	06	21	14.1	24	14
70011-16-04	M16X1.5	6	04	20.5	16.1	28	16
70011-16-05	M16X1.5	8	05	20.5	16.1	28	16
70011-16-06	M16X1.5	10	06	20.5	16.1	28	16
70011-18-04	M18X1.5	6	04	23	18.1	32	20
70011-18-05	M18X1.5	8	05	24	18.1	32	20
70011-18-06	M18X1.5	10	06	24	18.1	32	20
70011-18-08	M18X1.5	12	08	24.5	18.1	32	20
70011-22-06	M22X1.5	10	06	28.1	22.1	39	25
70011-22-08	M22X1.5	12	08	28.5	22.1	39	25
70011-22-10	M22X1.5	16	10	27.5	22.1	39	25
70011-26-12	M26X1.5	20	12	30.5	26.1	46	30
70011-30-16	M30X1.5	25	16	37	30.1	54	36
70011-30-20	M30X1.5	32	20	41	30.1	54	36

700M

METRIC BOLT

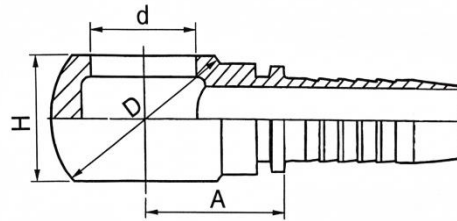


PART NO	THREAD E	DIMENSIONS			
		A	B	C	S1
700M-10	M10X1	19	4	6	17
700M-12	M12X1.5	24	6	6	17
700M-14	M14X1.5	26	8	7	19
700M-16	M16X1.5	28	9	7.5	22
700M-18	M18X1.5	32	11	8	24
700M-22	M22X1.5	39	14	9	27
700M-26	M26X1.5	45	18	10	32
700M-30	M30X1.5	51	22	11	38

AL AWAIEL HYDROMECHANICAL EQUIPMENT

71011

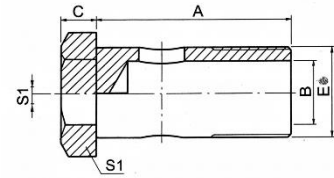
JB METRIC BANJO



PART NO	BOLT	HOSE BORE		DIMENSIONS			
		DN	DASH	A	d	D	H
71011-06-04	M6X1	6	04	16	6	18	12
71011-08-04	M8X1	6	04	17	8	20	13
71011-10-04	M10X1	6	04	19	10	22	13
71011-10-05	M10X1	8	05	19	10	22	13
71011-10-06	M10X1	10	06	19	10	22	13
71011-12-06	M12X1.5	10	06	21	12	26	15
71011-14-04	M14X1.5	6	04	20.5	14	28	18
71011-14-05	M14X1.5	8	05	21.5	14	28	18
71011-14-06	M14X1.5	10	06	21.5	14	28	18
71011-14-08	M14X1.5	12	08	22.5	14	28	18
71011-16-05	M16X1.5	8	05	22.5	16	32	18
71011-16-08	M16X1.5	12	08	25	16	32	18
71011-18-06	M18X1.5	10	06	26.5	18	36	22
71011-18-08	M18X1.5	12	08	27	18	36	22
71011-18-10	M18X1.5	16	10	27.5	18	36	22
71011-20-06	M20X1.5	10	06	29.5	20	36	22
71011-20-08	M20X1.5	12	08	30	20	36	22
71011-22-10	M22X1.5	16	10	30.5	22	46	30
71011-22-12	M22X1.5	20	12	31	22	46	30
71011-27-10	M27X2	16	10	36.5	27	56	36
71011-27-14	M27X2	22	14	36	27	56	36
71011-27-16	M27X2	25	16	36	27	56	36
71011-33-12	M33X2	20	12	43	33	64	50
71011-42-20	M42X2	32	20	54	42	78	64

710M

JB METRIC BOLT

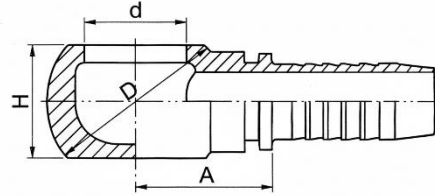


PART NO	THREAD E	DIMENSIONS			
		A	B	C	S1
710M-10	M10X1	25	4	6	17
710M-14	M14X1.5	32	8	7	19
710M-18	M18X1.5	38	11	8	24
710M-22	M22X1.5	48	14	9	30
710M-27	M27X2	60	18	10	36
710M-33	M33X2	63	22	12	41
710M-42	M42X2	85	28	14	55

AL AWAIEL HYDROMECHANICAL EQUIPMENT

72011

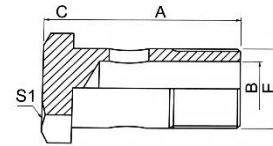
BSP BANJO



PART NO	THREAD E	HOSE BORE		DIMENSIONS			
		DN	DASH	A	d	D	H
72011-02-03	G1/8"X28	5	03	18	9.9	24	16
72011-02-04	G1/8"X28	6	04	18.5	9.9	24	16
72011-04-03	G1/4"X19	5	03	19	13.3	24	15
72011-04-04	G1/4"X19	6	04	19.5	13.3	24	15
72011-04-05	G1/4"X19	8	05	19.5	13.3	24	15
72011-04-06	G1/4"X19	10	06	19.5	13.3	24	15
72011-06-04	G3/8"X19	6	04	22	16.7	29	20
72011-06-05	G3/8"X19	8	05	22	16.7	29	20
72011-06-06	G3/8"X19	10	06	22	16.7	29	20
72011-06-08	G3/8"X19	12	08	23	16.7	29	20
72011-08-05	G1/2"X14	8	05	27.5	21	38	25
72011-08-06	G1/2"X14	10	06	27.5	21	38	25
72011-08-08	G1/2"X14	12	08	28	21	38	25
72011-08-10	G1/2"X14	16	10	29	21	38	25
72011-10-10	G5/8"X14	16	10	28	23	40	27
72011-12-10	G3/4"X14	16	10	32	26.5	48	31
72011-12-12	G3/4"X14	20	12	32	26.5	48	31
72011-16-08	G1"X11	12	8	40	33.3	60	42
72011-16-12	G1"X11	20	12	40	33.3	60	42
72011-16-16	G1"X11	25	16	41	33.3	60	42

720B

BSP BOLT

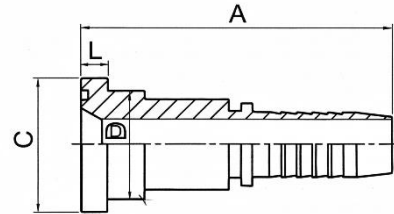


PART NO	THREAD E	DIMENSIONS			
		A	B	C	S1
720B-02	G1/8"X28	29.5	4.8	4.8	14
720B-04	G1/4"X19	28.5	6	6	19
720B-06	G3/8"X19	38.5	9	7	22
720B-08	G1/2"X14	44	13	8.5	27
720B-10	G5/8"X14	48.5	15	10	30
720B-12	G3/4"X14	56	18	10	32
720B-16	G1"X11	68.5	22	13	41

AL AWAIEL HYDROMECHANICAL EQUIPMENT

87311

SAE FLANGE 3000 PSI

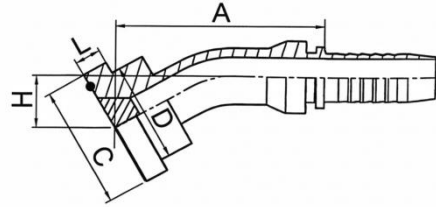


PART NO	FLANGE SIZE	HOSE BORE		DIMENSIONS			
		DN	DASH	A	C	D	L
87311-08-08	1/2"	12	08	46	30.2	24	6.73
87311-12-08	3/4"	12	08	47	38.1	31.7	6.73
87311-12-10	3/4"	16	10	48	38.1	31.7	6.73
87311-12-12	3/4"	20	12	48	38.1	31.7	6.73
87311-12-16	3/4"	25	16	49	38.1	31.7	6.73
87311-16-12	1"	20	12	51	44.4	38	8
87311-16-16	1"	25	16	52	44.4	38	8
87311-16-20	1"	32	20	53	44.4	38	8
87311-20-16	1.1/4"	25	16	57	50.8	43	8
87311-20-20	1.1/4"	32	20	58	50.8	43	8
87311-24-20	1.1/2"	32	20	68	60.3	50	8
87311-24-24	1.1/2"	40	24	68	60.3	50	8
87311-32-24	2"	40	24	70	71.4	62	9.53
87311-32-32	2"	50	32	70	71.4	62	9.53
87311-40-40	2.1/2"	64	40	76	84.1	74	9.53

AL AWAIEL HYDROMECHANICAL EQUIPMENT

87331

30° SAE FLANGE 3000 PSI

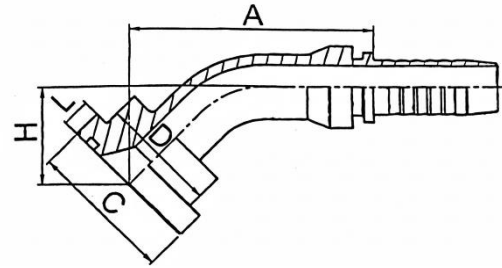


PART NO	FLANGE SIZE	HOSE BORE		O-RING	DIMENSIONS			
		DN	DASH		C	D	H	L
87331-08-08	1/2"	12	8	18.64X3.53	30.2	23.9	14.7	7
87331-12-12	3/4"	20	12	24.99X3.53	38.1	31.7	18.3	7
87331-16-12	1"	20	12	32.92X3.53	44.4	38	18.3	8.2
87331-16-16	1"	25	16	32.92X3.53	44.4	38	18.3	8.2
87331-20-16	1.1/4"	25	16	37.69X3.53	50.8	43.2	18.3	8.2
87331-20-20	1.1/4"	32	20	37.69X3.53	50.8	43.2	20.5	8.2
87331-24-20	1.1/2"	32	20	47.22X3.53	60.3	50.3	23	8.2
87331-24-24	1.1/2"	40	24	47.22X3.53	60.3	50.3	24.8	8.2
87331-32-32	2"	50	32	56.74X3.53	71.4	62.2	28.6	9.8

AL AWAIEL HYDROMECHANICAL EQUIPMENT

87341

45° SAE FLANGE 3000 PSI

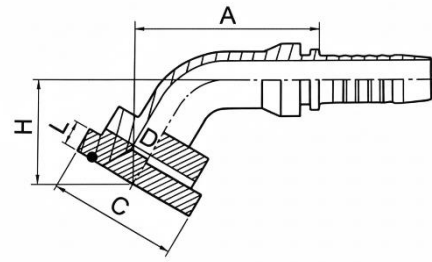


PART NO.	FLANGE SIZE	HOSE BORE	DASH	A	C	D	H	L
87341-08-08	1/2"	12	08	58.2	30.2	24	23.3	6.73
87341-12-08	3/4"	12	08	58.9	38.1	31.7	24	6.73
87341-12-10	3/4"	16	10	69.6	38.1	31.7	25.3	6.73
87341-12-12	3/4"	20	12	76.3	38.1	31.7	28.9	6.73
87341-16-12	1"	20	12	76.3	44.4	38	28.9	8
87341-16-16	1"	25	16	83.9	44.4	38	29.7	8
87341-16-20	1"	32	20	94.5	44.4	38	33.8	8
87341-20-16	1.1/4"	25	16	85.2	50.8	43	29.7	8
87341-20-20	1.1/4"	32	20	94.5	50.8	43	33.8	8
87341-24-20	1.1/2"	32	20	95.9	60.3	50	35.2	8
87341-24-24	1.1/2"	40	24	109.9	60.3	50	39.1	8
87341-32-24	2"	40	24	109.9	71.4	62	39.1	9.53
87341-32-32	2"	50	32	129.3	71.4	62	46.3	9.53

AL AWAIEL HYDROMECHANICAL

87361

60° SAE FLANGE 3000 PSI

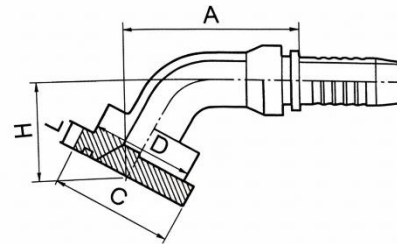


PART NO	FLANGE SIZE	HOSE BORE		O-RING	DIMENSIONS			
		DN	DASH		A	C	D	H
87361-08-08	1/2"	12	08	18.64 X 3.53	30.2	23.9	31.9	7
87361-12-08	3/4"	12	08	24.99 X 3.53	38.1	31.7	33.6	7
87361-12-12	3/4"	20	12	24.99 X 3.53	38.1	31.7	41.4	7
87361-12-16	3/4"	25	16	24.99 X 3.53	38.1	31.7	41.4	7
87361-16-12	1"	20	12	32.92 X 3.53	44.4	38	41.4	8.2
87361-16-16	1"	25	16	32.92 X 3.53	44.4	38	43.4	8.2
87361-16-20	1"	32	20	32.92 X 3.53	44.4	38	43.4	8.2
87361-20-16	1.1/4"	25	16	37.69 X 3.53	50.8	43.2	43.4	8.2

AL AWAIEL HYDROMECHANICAL EQUIPMENT

87361(V62.5)

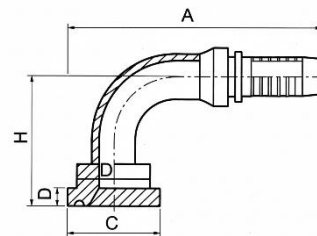
62.5° SAE FLANGE 3000 PSI



PART NO	FLANGE SIZE	HOSE BORE		DIMENSIONS				
		DN	DASH	A	C	D	H	L
87361-12-12(V62.5)	3/4"	20	12	102.2	38.1	32	42.4	6.73
87361-16-16(V62.5)	1"	25	16	105	44.4	38	44.7	8
87361-20-20(V62.5)	1.1/4"	32	20	122.8	50.8	43	51.3	8
87361-24-24(V62.5)	1.1/2"	40	24	146.6	60.3	50	60.4	8

87391

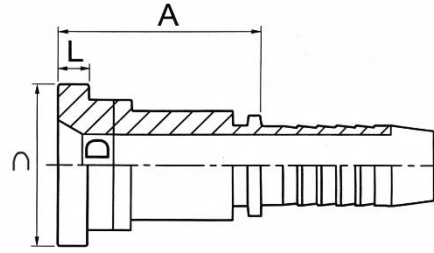
90° SAE FLANGE 3000 PSI



PART NO	FLANGE SIZE	HOSE BORE		DIMENSIONS			
		DN	DASH	C	D	H	L
87391-08-08	1/2"	12	8	30.2	24	47	6.73
87391-12-08	3/4"	12	8	38.1	31.7	48	6.73
87391-12-10	3/4"	16	10	38.1	31.7	52.5	6.73
87391-12-12	3/4"	20	12	38.1	31.7	62	6.73
87391-12-16	3/4"	25	16	38.1	31.7	67.5	6.73
87391-16-12	1"	20	12	44.4	38	62	8
87391-16-16	1"	25	16	44.4	38	67.5	8
87391-16-20	1"	32	20	44.4	38	78.5	8
87391-20-16	1.1/4"	25	16	50.8	43	67.5	8
87391-20-20	1.1/4"	32	20	50.8	43	78.5	8
87391-20-24	1.1/4"	40	24	50.8	43	78.5	8
87391-24-20	1.1/2"	32	20	60.3	50	80.5	8
87391-24-24	1.1/2"	40	24	60.3	50	94	8
87391-32-24	2"	40	24	71.4	62	94	9.53
87391-32-32	2"	50	32	71.4	62	114.3	9.53
87391-40-32	2.1/2"	50	32	84.1	74.4	116.3	9.53

87611

SAE FLANGE 6000 PSI



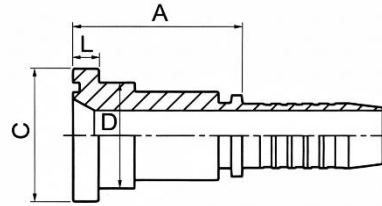
PART NO	FLANGE SIZE	HOSE BORE		DIMENSIONS			
		DN	DASH	A	C	D	L
87611-08-08	1/2"	12	8	47	31.7	24	7.75
87611-12-10	3/4"	16	10	50.5	41.3	32	8.76
87611-12-12	3/4"	20	12	51	41.3	32	8.76
87611-16-12	1"	20	12	56	47.6	38	9.53
87611-16-16	1"	25	16	57	47.6	38	9.53
87611-16-20	1"	32	20	61	47.6	38	9.53
87611-20-16	1.1/4"	25	16	65	54	44	10.29
87611-20-20	1.1/4"	32	20	66	54	44	10.29
87611-24-20	1.1/2"	32	20	75	63.5	51	12.57
87611-24-24	1.1/2"	40	24	75	63.5	51	12.57
87611-32-24	2"	40	24	85	79.4	67	12.57
87611-32-32	2"	50	32	85	79.4	67	12.57

AL AWAIEL HYDROMECHANICAL EQUIPMENT

87611

SAE 6000 PSI

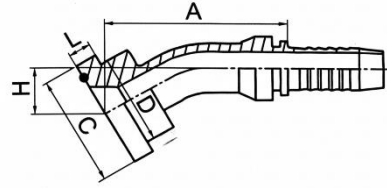
SAE FLANGE 6000 PSI



PART NO.	FLANGE SIZE	HOSE BORE DN	DASH	A	C	D	L
87611-08-08	1/2"	12	08	47	31.7	24	7.75
87611-12-10	3/4"	16	10	50.5	41.3	32	8.76
87611-12-12	3/4"	20	12	51	41.3	32	8.76
87611-16-12	1"	20	12	56	47.6	38	9.53
87611-16-16	1"	25	16	57	47.6	38	9.53
87611-16-20	1"	32	20	61	47.6	38	9.53
87611-20-16	1.1/4"	25	16	65	54	44	10.29
87611-20-20	1.1/4"	32	20	66	54	44	10.29
87611-24-20	1.1/2"	32	20	75	63.5	51	12.57
87611-24-24	1.1/2"	40	24	75	63.5	51	12.57
87611-32-24	2"	40	24	85	79.4	67	12.57
87611-32-32	2"	50	32	85	79.4	67	12.57

87631

30° SAE FLANGE 6000 PSI

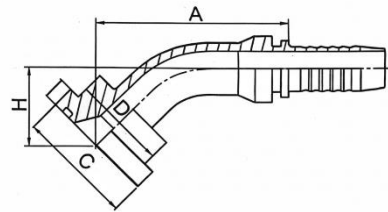


PART NO	FLANGE SIZE	HOSE BORE		O-RING	DIMENSIONS				
		DN	DASH		A	C	D	H	L
87631-08-08	1/2"	12	08	18.64 X 3.53		31.7	23.9	15.7	7.9
87631-12-12	3/4"	20	12	24.99 X 3.53		41.3	31.7	19.8	8.9
87631-16-12	1"	20	12	32.92 X 3.53		47.6	38	-	9.5
87631-16-16	1"	25	16	32.92 X 3.53		47.6	38	20.8	9.5
87631-16-20	1"	32	20	32.92 X 3.53		47.6	38	-	9.5
87631-20-16	1.1/4"	25	16	37.69 X 3.53		54	43.6	-	10.4
87631-20-20	1.1/4"	32	20	37.69 X 3.53		54	43.6	24	10.4
87631-24-20	1.1/2"	32	20	47.22 X 3.53		63.5	50.8	25.5	12.7
87631-24-24	1.1/2"	40	24	47.22 X 3.53		63.5	50.8	27.3	12.7
87631-32-24	2"	40	24	56.74 X 3.53		79.4	68.5	27.3	12.7
87631-32-32	2"	50	32	56.74 X 3.53		79.4	66.5	32	12.7

AL AWAIEL HYDROMECHANICAL

87641

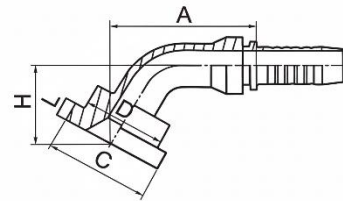
45° SAE FLANGE 6000 PSI



PART NO	FLANGE SIZE	HOSE BORE		DIMENSIONS				
		DN	DASH	A	C	D	H	L
87641-08-08	1/2"	12	08	58.9	31.7	24	24	7.75
87641-08-12	1/2"	20	12	77	31.7	24	29.6	7.75
87641-12-10	3/4"	16	10	72.5	41.3	32	28.2	8.76
87641-12-12	3/4"	20	12	79.2	41.3	32	31.8	8.76
87641-16-16	1"	25	16	88.9	47.6	38	34.7	9.53
87641-20-20	1 1/4"	32	20	102.3	54	44	41.5	10.29
87641-24-20	1 1/2"	32	20	105.8	63.5	51	45.1	12.57
87641-24-24	1 1/2"	40	24	119.8	63.5	51	49	12.57
87641-32-24	2"	40	24	125.4	79.4	67	54.7	12.57
87641-32-32	2"	50	32	144.8	79.4	67	61.9	12.57

87661

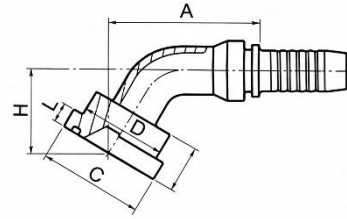
60° SAE FLANGE 6000 PSI



PART NO	FLANGE SIZE	HOSE BORE		O RING	DIMENSIONS				
		DN	DASH		A	C	D	H	L
87661-08-08	1/2"	12	08	18.64 X 3.53		31.7	23.9	33.6	7.9
87661-12-12	3/4"	20	12	24.99 X 3.53		41.3	31.7	44	8.9
87661-16-12	1"	20	12	32.92 X 3.53		47.6	38		9.6
87661-16-16	1"	25	16	32.92 X 3.53		47.6	38	47.7	9.6
87661-16-20	1"	32	20	32.92 X 3.53		47.6	38		9.6
87661-20-16	1 1/4"	25	16	37.69 X 3.53		54	43.6		10.4
87661-20-20	1 1/4"	32	20	37.69 X 3.53		54	43.6	55.7	10.4
87661-24-20	1 1/2"	32	20	47.22 X 3.53		63.5	50.8	58.3	12.7
87661-24-24	1 1/2"	40	24	47.22 X 3.53		63.5	50.8	65	12.7
87661-32-24	2"	40	24	56.74 X 3.53		79.4	66.5	65	12.7
87661-32-32	2"	50	32	56.74 X 3.53		79.4	66.5	67	12.7

87661(V62.5)

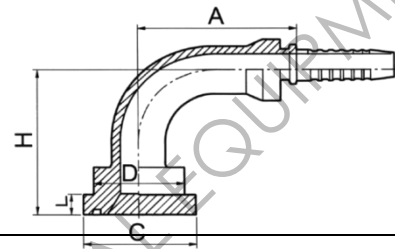
62.5° SAE FLANGE 6000



PART NO	FLANGE SIZE	HOSE BORE		DIMENSIONS				
		DN	DASH	A	C	D	H	L
87661-12-12(V62.5)	3/4"	20	12	93.3	41.3	32	46	8.76
87661-16-16(V62.5)	1"	25	16	108.3	47.6	38	50.9	9.53
87661-20-20(V62.5)	1 1/4"	32	20	127.8	54	44	61.1	10.29
87661-24-24(V62.5)	1 1/2"	40	24	153	63.5	51	72.8	12.57

87691

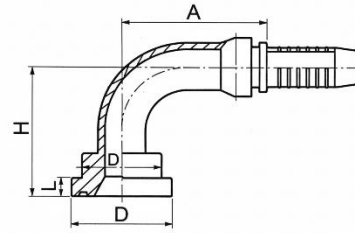
90° SAE FLANGE 6000 PSI



PART NO	FLANGE SIZE	HOSE BORE		DIMENSIONS				
		DN	DASH	A	C	D	H	L
87691-08-08	1/2"	12	08	41	31.7	24	48	7.75
87691-12-10	3/4"	16	10	56	41.3	32	56.5	8.76
87691-12-12	3/4"	20	12	65.5	41.3	32	66	8.76
87691-16-12	1"	20	12	65.5	47.6	38	69	9.53
87691-16-16	1"	25	16	76.7	47.6	38	74.5	9.53
87691-16-20	1"	32	20	91.5	47.6	38	85.5	9.53
87691-20-16	1 1/4"	25	16	76.7	54	44	78.5	10.29
87691-20-20	1 1/4"	32	20	91.5	54	44	89.5	10.29
87691-24-20	1 1/2"	32	20	91.5	63.5	51	94.5	12.57
87691-24-24	1 1/2"	40	24	109.4	63.5	51	108	12.57
87691-32-24	2"	40	24	109.4	79.4	67	116	12.57
87691-32-32	2"	50	32	131.8	79.4	67	138.3	12.57

87691-H

90° SAE FLANGE 6000 PSI

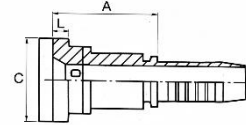


PART NO	FLANGE SIZE	HOSE BORE		DIMENSIONS				
		DN	DASH	A	C	D	H	L
87691-12-12(H100)	3/4"	20	12	65.5	41.3	32	100	8.76
87691-12-12(H127)	3/4"	20	12	65.5	41.3	32	127	8.76
87691-12-12(H150)	3/4"	20	12	65.5	41.3	32	150	8.76
87691-16-16(H100)	1"	25	16	76.7	47.6	38	100	9.53
87691-16-16(H127)	1"	25	16	76.7	47.6	38	127	9.53
87691-16-16(H150)	1"	25	16	76.7	47.6	38	150	9.53
87691-20-20(H100)	1 1/4"	32	20	91.5	54	44	100	10.29
87691-20-20(H127)	1 1/4"	32	20	91.5	54	44	127	10.29
87691-20-20(H150)	1 1/4"	32	20	91.5	54	44	150	10.29
87691-24-24(H100)	1 1/2"	40	24	109.4	63.5	51	100	12.57
87691-24-24(H127)	1 1/2"	40	24	109.4	63.5	51	127	12.57

AL AWAIEL HYDROMECHANICAL

88111

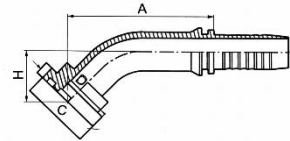
JIS FLANGE



PART NO	FLANGE SIZE	HOSE BORE		DIMENSIONS			
		DN	DASH	A	C	D	L
88111-10-08	5/8"	12	08	45	34.2	27.8	6.7
88111-10-10	5/8"	16	10	45.5	34.2	27.8	6.7
88111-10-12	5/8"	20	12	46	34.2	27.8	6.7

88141

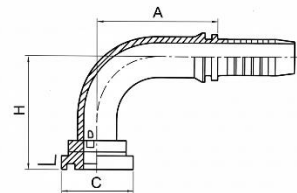
45° JIS FLANGE



PART NO	FLANGE SIZE	HOSE BORE		DIMENSIONS			
		DN	DASH	A	C	D	H
88141-10-08	5/8"	12	08	58.9	34.2	27.8	24
88141-10-10	5/8"	16	10	69.6	34.2	27.8	25.3
88141-10-12	5/8"	20	12	76.3	34.2	27.8	28.9

88191

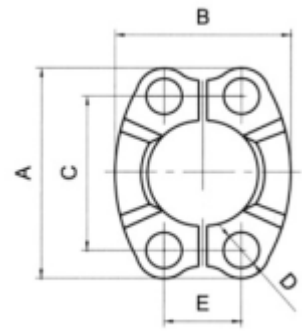
90° JIS FLANGE



PART NO	FLANGE SIZE	HOSE BORE		DIMENSIONS				L
		DN	DASH	A	C	D	H	
88191-10-08	5/8"	12	08	41	34.2	27.8	48	6.7
88191-10-10	5/8"	16	10	56	34.2	27.8	52.5	6.7
88191-10-12	5/8"	20	12	66.2	34.2	27.8	62	6.7

FL

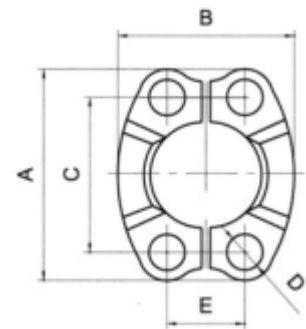
SPLIT FLANGE CLAMPS 3000 PSI



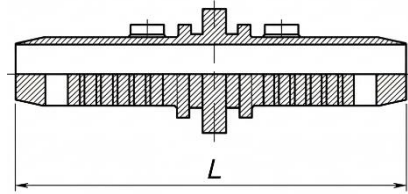
PART NO	FLANGE SIZE	DIMENSIONS				
		A	B	C	D	E
FL-08	1/2"	54	46	38.1	9	17.5
FL-12	3/4"	65.1	52	47.6	11	22.2
FL-16	1"	69.6	59	52.4	11	26.2
FL-20	1 1/4"	79.4	73	58.7	11	30.2
FL-24	1 1/2"	93.7	83	69.8	13.5	35.7
FL-32	2"	101.6	97	77.8	13.5	42.9
FL-40	2 1/2"	114	108	89	13.5	50.8
FL-48	3"	135	130.6	106.4	16.7	62

FS

SPLIT FLANGE CLAMPS 6000 PSI



PART NO	FLANGE SIZE	DIMENSIONS				
		A	B	C	D	E
FS-08	1/2"	56.3	47	40.5	9	18.2
FS-12	3/4"	71.4	60	50.8	11	23.8
FS-16	1"	80.9	70	57.1	13	27.8
FS-20	1 1/4"	95.2	77	66.7	15	31.8
FS-24	1 1/2"	112.7	85	79.4	17	36.5
FS-32	2"	133.3	114	96.8	21	44.5

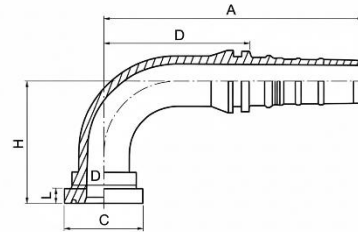


90011

DOUBLE CONNECTOR

PART NO	HOSE BORE		DIMENSIONS
	DN	DASH	L
90011-04	6	04	69
90011-05	8	05	69
90011-06	10	06	73
90011-08	12	08	77
90011-10	16	10	83
90011-12	20	12	93
90011-16	25	16	114
90011-20	32	20	132
90011-24	40	24	162
90011-32	50	32	170

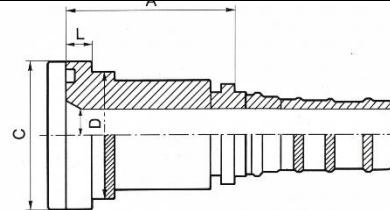
AL AWAIEL HYDROMECHANICAL EQUIPMENT



P87693

60°SAE FLANGE 6000 PSI

PART NO	FLANGE SIZE	HOSE BORE		DIMENSIONS				
		DN	DASH	A	C	D	H	L
P87693-12-12	3/4"	20	12	75	41.3	32	66	8.76
P87693-16-12	1"	20	12	75	47.6	38	68	9.53
P87693-16-16	1"	25	16	88.9	47.6	38	73.5	9.53
P87693-20-16	1 1/4"	25	16	88.9	54	44	78.5	10.29
P87693-20-20	1 1/4"	32	20	105.8	54	44	86.5	10.29
P87693-24-20	1 1/2"	32	20	105.8	63.5	51	89.5	12.57
P87693-24-24	1 1/2"	40	24	124.2	63.5	51	103	12.57
P87693-32-24	2"	40	24	124.2	79.4	67	103	12.57
P87693-32-32	2"	50	32	150.3	79.4	67	123.3	12.57



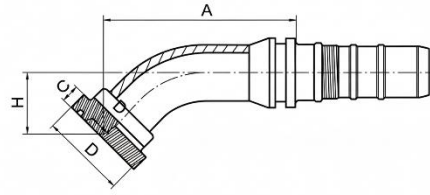
P87913

SAE FLANGE 9000 PSI

PART NO	FLANGE SIZE	HOSE BORE		DIMENSIONS			
		DN	DASH	A	C	D	L
P87913-12-12	3/4"	20	12	58.5	41.3	31.7	14.3
P87913-16-12	1"	20	12	63	47.6	38	14.3
P87913-16-16	1"	25	16	64.4	47.6	38	14.3
P87913-20-16	1 1/4"	25	16	66.8	54	43	14.3
P87913-20-20	1 1/4"	32	20	73.8	54	43	14.3
P87913-24-20	1 1/2"	32	20	80.6	63.5	50.8	14.3
P87913-24-24	1 1/2"	40	24	80.7	63.5	50.8	14.3

P87943

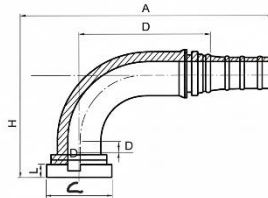
45°SAE FLANGE 9000



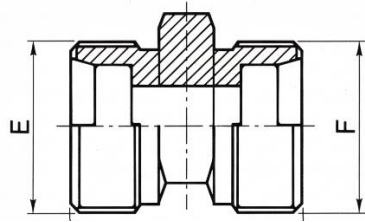
PART NO	FLANGE SIZE	HOSE BORE		DIMENSIONS				
		DN	DASH	A	C	D	H	L
P87943-12-12	3/4"	20	12	92.6	41.3	31.7	35.6	14.3
P87943-16-12	1"	20	12	93.7	47.6	38	36.7	14.3
P87943-16-16	1"	25	16	103.9	47.6	38	37.5	14.3
P87943-20-16	1 1/4"	25	16	104.6	54	43	38.2	14.3
P87943-20-20	1 1/4"	32	20	117.3	54	43	42.3	14.3
P87943-24-20	1 1/2"	32	20	118	63.5	50.8	43	14.3
P87943-24-24	1 1/2"	40	24	132.5	63.5	50.8	46.9	14.3

P87993

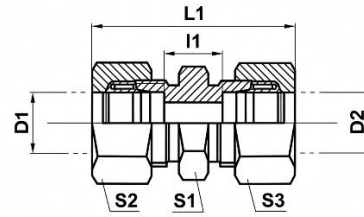
90°SAE FLANGE 9000



PART NO	FLANGE SIZE	HOSE BORE		DIMENSIONS				
		DN	DASH	A	C	D	H	L
P87993-12-12	3/4"	20	12	75	41.3	31.7	71.5	14.3
P87993-16-12	1"	20	12	75	47.6	38	73	14.3
P87993-16-16	1"	25	16	88.9	47.6	38	78.5	14.3
P87993-20-16	1 1/4"	25	16	88.9	54	43	79.5	14.3
P87993-20-20	1 1/4"	32	20	105.8	54	43	90.5	14.3
P87993-24-20	1 1/2"	32	20	105.8	63.5	50.8	91.5	14.3
P87993-24-24	1 1/2"	40	24	124.2	63.5	50.8	105	14.3



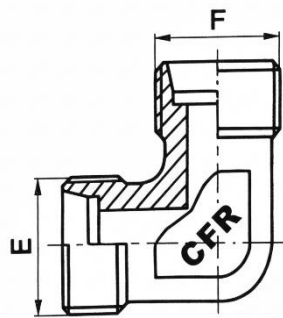
1C
1D



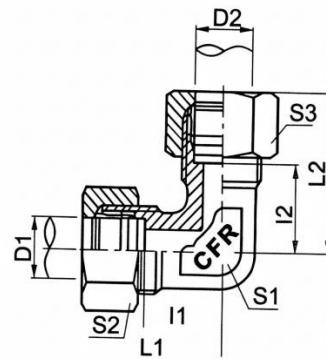
1C-RN
1D-RN

STRAIGHT FITTINGS

PART NO	THREAD		TUBE OD		DIMENSIONS					Mpa
	E	F	D1	D2	l1	L1	S1	S2	S3	
1C-12	M12X1.5	M12X1.5	6	6	10	39	12	14	14	31.5 L
1C-14	M14X1.5	M14X1.5	8	8	11	40	14	17	17	
1C-16	M16X1.5	M16X1.5	10	10	13	42	17	19	19	
1C-18	M18X1.5	M18X1.5	12	12	14	43	19	22	22	
1C-22	M22X1.5	M22X1.5	15	15	16	46	24	27	27	
1C-26	M26X1.5	M26X1.5	18	18	16	48	27	32	32	
1C-30	M30X2	M30X2	22	22	20	52	32	36	36	16 L
1C-36	M36X2	M36X2	28	28	21	54	41	41	41	
1C-45	M45X2	M45X2	35	35	20	63	46	50	50	
1C-52	M52X2	M52X2	42	42	21	66	55	60	60	
1D-14	M14X1.5	M14X1.5	6	6	16	45	14	17	17	63 S
1D-16	M16X1.5	M16X1.5	8	8	18	47	17	19	19	
1D-18	M18X1.5	M18X1.5	10	10	17	49	19	22	22	
1D-20	M20X1.5	M20X1.5	12	12	19	51	22	24	24	
1D-22	M22X1.5	M22X1.5	14	14	22	57	24	27	27	
1D-24	M24X1.5	M24X1.5	16	16	21	57	27	30	30	
1D-30	M30X2	M30X2	20	20	23	66	32	36	36	40 S
1D-36	M36X2	M36X2	25	25	26	74	41	46	46	
1D-42	M42X2	M42X2	30	30	27	80	46	50	50	
1D-52	M52X2	M52X2	38	38	29	90	55	60	60	



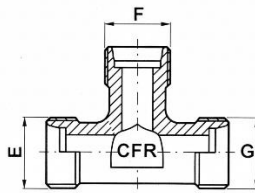
1C9
1D9



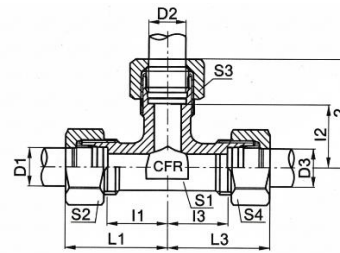
1C9-RN
1D9-RN

90° ELBOW FITTINGS

PART NO	THREAD		TUBE OD		DIMENSIONS				Mpa
	E	F	D1	D2	l1,l2	L1,L2	S1	S2,S3	
1C9-12	M12X1.5	M12X1.5	6	6	12	27	12	14	31.5 L
1C9-14	M14X1.5	M14X1.5	8	8	14	29	12	17	
1C9-16	M16X1.5	M16X1.5	10	10	15	30	14	19	
1C9-18	M18X1.5	M18X1.5	12	12	17	32	17	22	
1C9-22	M22X1.5	M22X1.5	15	15	21	36	19	27	
1C9-26	M26X1.5	M26X1.5	18	18	23.5	40	24	32	
1C9-30	M30X2	M30X2	22	22	27.5	44	27	36	16 L
1C9-36	M36X2	M36X2	28	28	30.5	47	36	41	
1C9-45	M45X2	M45X2	35	35	34.5	56	41	50	
1C9-52	M52X2	M52X2	42	42	40	63	50	60	
1D9-14	M14X1.5	M14X1.5	6	6	16	31	12	17	63 S
1D9-16	M16X1.5	M16X1.5	8	8	17	32	14	19	
1D9-18	M18X1.5	M18X1.5	10	10	17.5	34	17	22	
1D9-20	M20X1.5	M20X1.5	12	12	21.5	38	17	24	
1D9-22	M22X1.5	M22X1.5	14	14	22	40	19	27	
1D9-24	M24X1.5	M24X1.5	16	16	24.5	43	24	30	40 S
1D9-30	M30X2	M30X2	20	20	26.5	48	27	36	
1D9-36	M36X2	M36X2	25	25	30	54	36	46	
1D9-42	M42X2	M42X2	30	30	35.5	62	41	50	
1D9-52	M52X2	M52X2	38	38	41	72	50	60	31.5 S



AC
AD

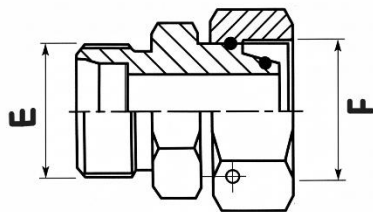


AC-RN
AD-RN

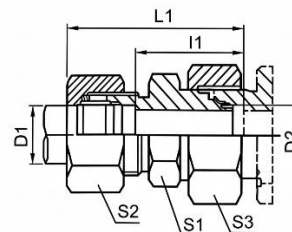
EQUAL TEES

PART NO	THREAD	TUBE OD	DIMENSIONS				MPA
	E,F,G	D1,D2,D3	I1,I2,I3	L1,L2,L3	S1	S2,S3,S4	
AC-08	M8X1	4	11	21	9	10	10 LL
AC-10	M10X1	5	9.5	21	9	12	
AC-10A	M10X1	6	9.5	21	9	12	
AC-12A	M12X1	8	11.5	23	12	14	
AC-12	M12X1.5	6	12	27	12	14	25 L
AC-14	M14X1.5	8	14	29	12	17	
AC-16	M16X1.5	10	15	30	14	19	
AC-18	M18X1.5	12	17	32	17	22	
AC-22	M22X1.5	15	21	36	19	27	
AC-26	M26X1.5	18	23.5	40	24	32	
AC-30	M30X2	22	27.5	44	27	36	16 L
AC-36	M36X2	28	30.5	47	36	41	
AC-45	M45X2	35	34.5	56	41	50	
AC-52	M52X2	42	40	63	50	60	
AD-14	M14X1.5	6	16	31	12	17	63 S
AD-16	M16X1.5	8	17	32	14	19	
AD-18	M18X1.5	10	17.5	34	17	22	
AD-20	M20X1.5	12	21.5	38	17	24	
AD-22	M22X1.5	14	22	40	19	27	
AD-24	M24X1.5	16	24.5	43	24	30	40 S
AD-30	M30X2	20	26.5	48	27	36	
AD-36	M36X2	25	30	54	36	46	
AD-42	M42X2	30	35.5	62	41	50	
AD-52	M52X2	38	41	72	50	60	31.5 S

2C-30-45	M30x2	M45x2	22	35	40.5	57	41	36	50
2C-36-45	M36x2	M45x2	28	35	40.5	57	41	41	50
2C-12-52	M12x1.5	M52x2	6	42	40.5	55	50	14	60
2C-14-52	M14x1.5	M52x2	8	42	40.5	55	50	17	60
2C-16-52	M16x1.5	M52x2	10	42	41.5	56	50	19	60
2C-18-52	M18x1.5	M52x2	12	42	41.5	56	50	22	60
2C-22-52	M22x1.5	M52x2	15	42	42.5	58	50	27	60
2C-26-52	M26x1.5	M52x2	18	42	42	58	50	32	60
2C-30-52	M30x2	M52x2	22	42	44	60	50	36	60
2C-36-52	M36x2	M52x2	28	42	44	61	50	41	60
2C-45-52	M45x2	M52x2	35	42	43	65	50	50	60



2D



2D-RN


REDUCER TUBE ADAPTOR WITH SWIVEL NUT

PART NO	THREAD		TUBE OD		DIMENSIONS					Mpa
	E	F	D1	D2	I1	L1	S1	S2	S3	
2D-14-16	M14x1.5	M16x1.5	6	8	27	42	14	17	19	63 S
2D-14-18	M14x1.5	M18x1.5	6	10	27.5	42	17	17	22	
2D-14-20	M14x1.5	M20x1.5	6	12	29	44	17	17	24	
2D-14-22	M14x1.5	M22x1.5	6	14	31.5	46	19	17	27	
2D-16-18	M16x1.5	M18x1.5	8	10	27.5	42	17	19	22	
2D-16-20	M16x1.5	M20x1.5	8	12	29	44	17	19	24	
2D-16-22	M16x1.5	M22x1.5	8	14	31.5	46	19	19	27	
2D-18-20	M18x1.5	M20x1.5	10	12	31	46	19	22	24	
2D-18-22	M18x1.5	M22x1.5	10	14	31	47	19	22	27	
2D-20-22	M20x1.5	M22x1.5	12	14	31	47	22	24	27	
2D-14-24	M14x1.5	M24x1.5	6	16	32	47	22	17	30	40 S
2D-14-30	M14x1.5	M30x2	6	20	36	51	27	17	36	
2D-14-36	M14x1.5	M36x2	6	25	38.5	53	36	17	46	
2D-14-42	M14x1.5	M42x2	6	30	44	59	41	17	50	
2D-16-24	M16x1.5	M24x1.5	8	16	32	47	22	19	30	
2D-16-30	M16x1.5	M30x2	8	20	36	51	27	19	36	
2D-16-36	M16x1.5	M36x2	8	25	38.5	53	36	19	46	
2D-16-42	M16x1.5	M42x2	8	30	44	59	41	19	50	
2D-18-24	M18x1.5	M24x1.5	10	16	31.5	48	22	22	30	
2D-18-30	M18x1.5	M30x2	10	20	35.5	52	27	22	36	
2D-18-36	M18x1.5	M36x2	10	25	38	54	36	22	46	
2D-18-42	M18x1.5	M42x2	10	30	43.5	60	41	22	50	
2D-20-24	M20x1.5	M24x1.5	12	16	33.5	50	22	24	30	
2D-20-30	M20x1.5	M30x2	12	20	35.5	52	27	24	36	
2D-20-36	M20x1.5	M36x2	12	25	38	54	36	24	46	
2D-20-42	M20x1.5	M42x2	12	30	43.5	60	41	24	50	

2D-22-24	M22x1.5	M24x1.5	14	16	33	51	24	27	30	
2D-22-30	M22x1.5	M30x2	14	20	37	55	27	27	36	
2D-22-36	M22x1.5	M36x2	14	25	39.5	57	36	27	46	
2D-22-42	M22x1.5	M42x2	14	30	45	63	41	27	50	
2D-24-30	M24x1.5	M30x2	16	20	37.5	55	30	30	36	
2D-24-36	M24x1.5	M36x2	16	25	39	57	36	30	46	
2D-24-42	M24x1.5	M42x2	16	30	44.5	63	41	30	50	
2D-30-36	M30x2	M36x2	20	25	39	61	36	36	46	
2D-30-42	M30x2	M42x2	20	30	44.5	66	41	36	50	
2D-36-42	M36x2	M42x2	25	30	44	69	41	46	50	
2D-14-52	M14x1.5	M52x2	6	38	47.5	62	50	17	60	
2D-16-52	M16x1.5	M52x2	8	38	47.5	62	50	19	60	
2D-18-52	M18x1.5	M52x2	10	38	47	63	50	22	60	
2D-20-52	M20x1.5	M52x2	12	38	47	63	50	24	60	
2D-22-52	M22x1.5	M52x2	14	38	48.5	66	50	27	60	
2D-24-52	M24x1.5	M52x2	16	38	48	66	50	30	60	
2D-30-52	M30x2	M52x2	20	38	48	70	50	36	60	
2D-36-52	M36x2	M52x2	25	38	48.5	73	50	46	60	
2D-42-52	M42x2	M52x2	30	38	49	76	50	50	60	

31.5
S

AL AWAIEL HYDROMECHANICAL

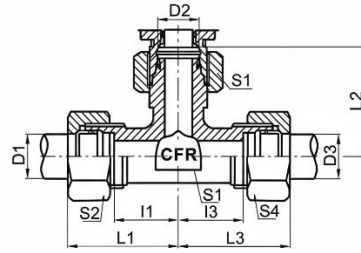
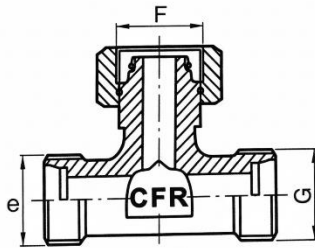


2C9
2D9

2C9-RN
2D9-RN

90° ELBOW REDUCER TUBE ADAPTOR WITH SWIVELNUT

PART NO	THREAD		TUBE OD		DIMENSIONS						Mpa
	E	F	D1	D2	I1	L1	L2	S1	S2	S3	
2C9-12	M12x1.5	M12x1.5	6	6	12	27	26	12	14	14	25 L
2C9-14	M14x1.5	M14x1.5	8	8	14	29	27.5	12	17	17	
2C9-16	M16x1.5	M16x1.5	10	10	15	30	29	14	19	19	
2C9-18	M18x1.5	M18x1.5	12	12	17	32	29.5	17	22	22	
2C9-22	M22x1.5	M22x1.5	15	15	21	36	32.5	19	27	27	
2C9-26	M26x1.5	M26x1.5	18	18	23.5	40	35.5	24	32	32	
2C9-30	M30x2	M30x2	22	22	27.5	44	38.5	27	36	36	16 L
2C9-36	M36x2	M36x2	28	28	30.5	47	41.5	36	41	41	
2C9-45	M45x2	M45x2	35	35	34.5	56	51	41	50	50	
2C9-52	M52x2	M52x2	42	42	40	63	56	50	60	60	
2D9-14	M14x1.5	M14x1.5	6	6	16	31	27	12	17	17	63 S
2D9-16	M16x1.5	M16x1.5	8	8	17	32	27.5	14	19	19	
2D9-18	M18x1.5	M18x1.5	10	10	17.5	34	30	17	22	22	
2D9-20	M20x1.5	M20x1.5	12	12	21.5	38	31	17	24	24	
2D9-22	M22x1.5	M22x1.5	14	14	22	40	35	19	27	27	
2D9-24	M24x1.5	M24x1.5	16	16	24.5	43	36.5	24	30	30	40 S
2D9-30	M30x2	M30x2	20	20	28.5	48	44.5	27	36	36	
2D9-36	M36x2	M36x2	25	25	30	54	50	36	46	41	
2D9-42	M42x2	M42x2	30	30	35.5	62	55	41	50	50	
2D9-52	M52x2	M52x2	38	38	41	72	63	50	60	60	31.5 S

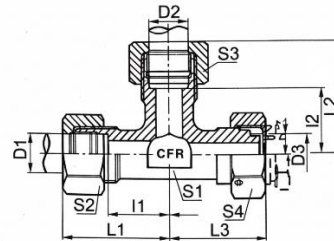
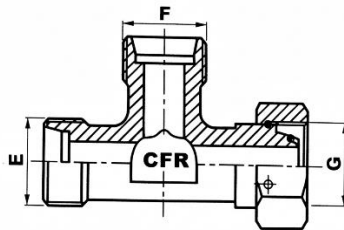


BC
BD

BC-RN
BD-RN

BRANCH TEE FITTINGS WITH SWIVEL NUT

PART NO	THREAD		TUBE OD		DIMENSIONS						Mpa
	E,G	F	D1,D3	D2	I1,I3	L1,L3	L2	S1	S2,S4	S3	
BC-12	M12x1.5	M12x1.5	6	6	12	27	26	12	14	14	31.5 L
BC-14	M14x1.5	M14x1.5	8	8	14	29	27.5	12	17	17	
BC-16	M16x1.5	M16x1.5	10	10	15	30	29	14	19	19	
BC-18	M18x1.5	M18x1.5	12	12	17	32	29.5	17	22	22	
BC-22	M22x1.5	M22x1.5	15	15	21	36	32.5	19	27	27	
BC-26	M26x1.5	M26x1.5	18	18	23.5	40	35.5	24	32	32	
BC-30	M30x2	M30x2	22	22	27.5	44	38.5	27	36	36	
BC-36	M36x2	M36x2	28	28	30.5	47	41.5	36	41	41	16 L
BC-45	M45x2	M45x2	35	35	34.5	56	51	41	50	50	
BC-52	M52x2	M52x2	42	42	40	63	56	50	60	60	
BD-14	M14x1.5	M14x1.5	6	6	16	31	27	12	17	17	63 S
BD-16	M16x1.5	M16x1.5	8	8	17	32	27.5	14	19	19	
BD-18	M18x1.5	M18x1.5	10	10	17.5	34	30	17	22	22	
BD-20	M20x1.5	M20x1.5	12	12	21.5	38	31	17	24	24	
BD-22	M22x1.5	M22x1.5	14	14	22	40	35	19	27	27	
BD-24	M24x1.5	M24x1.5	16	16	24.5	43	36.5	24	30	30	40 S
BD-30	M30x2	M30x2	20	20	26.5	48	44.5	27	36	36	
BD-36	M36x2	M36x2	25	25	30	54	50	36	46	41	
BD-42	M42x2	M42x2	30	30	35.5	62	55	41	50	50	
BD-52	M52x2	M52x2	38	38	41	72	63	50	60	60	31.5 S



CC
CD

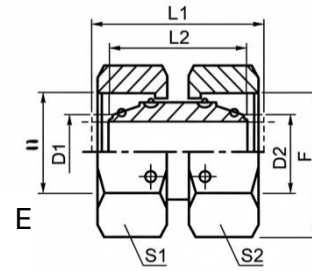
CC-RN
CD-RN

RUN TEE FITTINGS WITH SWIVEL NUT

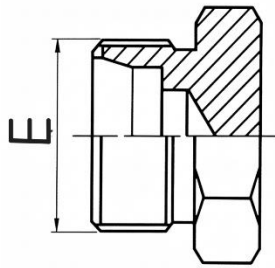
PART NO	THREAD		TUBE OD		DIMENSIONS						Mpa
	E,F	G	D1,D2	D3	I1,I2	L1,L2	L3	S1	S2,S3	S4	
CC-12	M12x1.5	M12x1.5	6	6	12	27	26	12	14	14	31.5 L
CC-14	M14x1.5	M14x1.5	8	8	14	29	27.5	12	17	17	
CC-16	M16x1.5	M16x1.5	10	10	15	30	29	14	19	19	
CC-18	M18x1.5	M18x1.5	12	12	17	32	29.5	17	22	22	
CC-22	M22x1.5	M22x1.5	15	15	21	36	32.5	19	27	27	
CC-26	M26x1.5	M26x1.5	18	18	23.5	40	35.5	24	32	32	
CC-30	M30x2	M30x2	22	22	27.5	44	38.5	27	36	36	16 L
CC-36	M36x2	M36x2	28	28	30.5	47	41.5	36	41	41	
CC-45	M45x2	M45x2	35	35	34.5	56	51	41	50	50	
CC-52	M52x2	M52x2	42	42	40	63	56	50	60	60	63 S
CD-14	M14x1.5	M14x1.5	6	6	16	31	27	12	17	17	
CD-16	M16x1.5	M16x1.5	8	8	17	32	27.5	14	19	19	
CD-18	M18x1.5	M18x1.5	10	10	17.5	34	30	17	22	22	
CD-20	M20x1.5	M20x1.5	12	12	21.5	38	31	17	24	24	
CD-22	M22x1.5	M22x1.5	14	14	22	40	35	19	27	27	
CD-24	M24x1.5	M24x1.5	16	16	24.5	43	36.5	24	30	30	40 S
CD-30	M30x2	M30x2	20	20	26.5	48	44.5	27	36	36	
CD-36	M36x2	M36x2	25	25	30	54	50	36	46	41	
CD-42	M42x2	M42x2	30	30	35.5	62	55	41	50	50	
CD-52	M52x2	M52x2	38	38	41	72	63	50	60	60	31.5 S

3C / 3D

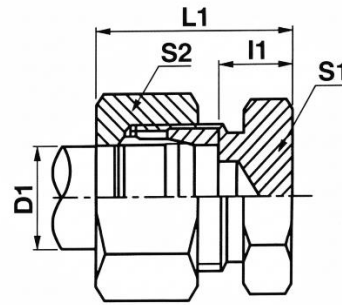
STRAIGHT TUBE ADAPTERS WITH SWIVEL NUT



PART NO	THREAD	TUBE OD	DIMENSIONS			
	E,F,G	D1,D2	L1	L2	S1, S2	MPA
3C-12	M12x1.5	6	33	32	14	31.5 L
3C-14	M14x1.5	8	33	32	17	
3C-16	M16x1.5	10	34	33	19	
3C-18	M18x1.5	12	34	33	22	
3C-22	M22x1.5	15	39	38	27	
3C-26	M26x1.5	18	41	39	32	
3C-30	M30x2	22	44	42	36	16 L
3C-36	M36x2	28	48	46	46	
3C-45	M45x2	35	52	48	50	
3C-52	M52x2	42	57	52	60	
3D-14	M14x1.5	6	33	32	17	63 S
3D-16	M16x1.5	8	34	33	19	
3D-18	M18x1.5	10	35	33	22	
3D-20	M20x1.5	12	38	36	24	
3D-22	M22x1.5	14	41	39	27	
3D-24	M24x1.5	16	42	39	30	40 S
3D-30	M30x2	20	48	44	36	
3D-36	M36x2	25	53	46	41	
3D-42	M42x2	30	62	52	50	
3D-52	M52x2	38	67	52	60	31.5 S



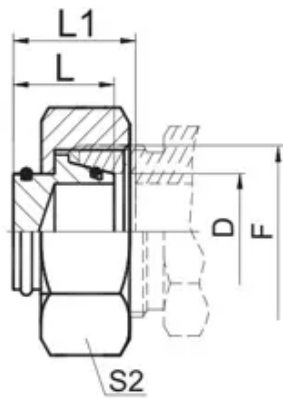
4C
4D



4C-RN
4D-RN

PLUG

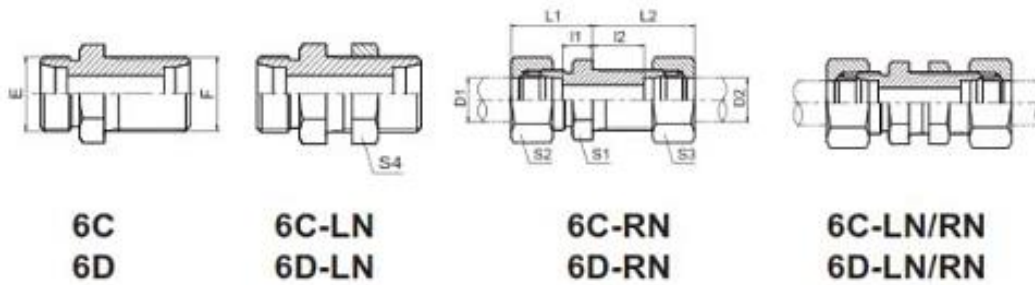
PART NO	THREAD E	TUBE O.D	DIMENSIONS				Mpa
			l1	L1	S1	S2	
4C-12	M12x1.5	6	7	22	12	14	31.5 L
4C-14	M14x1.5	8	8	23	14	17	
4C-16	M16x1.5	10	9	24	17	19	
4C-18	M18x1.5	12	10	25	19	22	
4C-22	M22x1.5	15	11	26	24	27	
4C-26	M26x1.5	18	11.5	28	27	32	
4C-30	M30x2	22	13.5	30	32	36	16 L
4C-36	M36x2	28	14.5	31	41	41	
4C-45	M45x2	35	14.5	36	46	50	
4C-52	M52x2	42	16	39	55	60	
4D-14	M14x1.5	6	11	26	14	17	63 S
4D-16	M16x1.5	8	13	28	17	19	
4D-18	M18x1.5	10	12.5	29	19	22	
4D-20	M20x1.5	12	14.5	31	22	24	
4D-22	M22x1.5	14	16	34	24	27	
4D-24	M24x1.5	16	15.5	34	27	30	40 S
4D-30	M30x2	20	17.5	39	32	36	
4D-36	M36x2	25	20	44	38	46	
4D-42	M42x2	30	20.5	47	46	50	
4D-52	M52x2	38	23	54	55	60	31.5 S



FEMALE PLUG

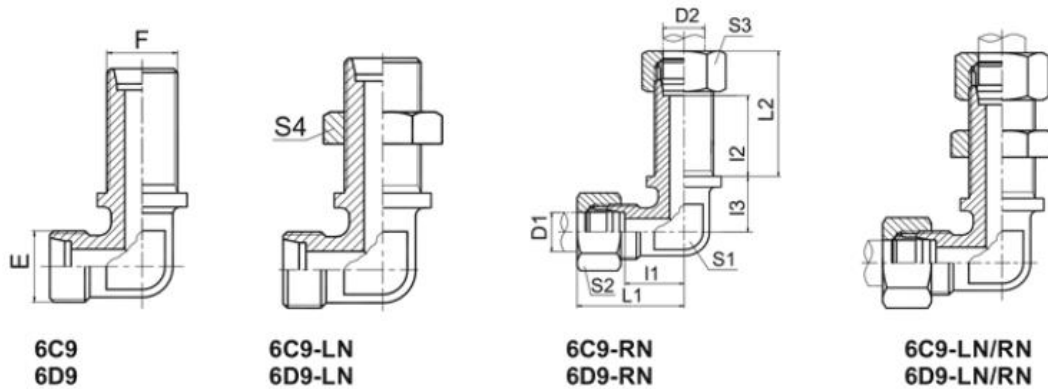
9C
9D

PART NO	THREAD	TUBE OD	DIMENSIONS			
	F		L	L1	S2	MPA
9C-12	M12x1.5	6	15.5	17.5	14	31.5 L
9C-14	M14x1.5	8	15.5	18	17	
9C-16	M16x1.5	10	16.5	18	19	
9C-18	M18x1.5	12	18	19.5	22	
9C-22	M22x1.5	15	19.5	20	27	
9C-26	M26x1.5	18	20	22	32	
9C-30	M30x2	22	21.5	22.5	36	16 L
9C-36	M36x2	28	22.5	24.5	41	
9C-45	M45x2	35	25	29	55	
9C-52	M52x2	42	27	31.5	60	
9D-14	M14x1.5	6	16	18	17	63 S
9D-16	M16x1.5	8	16.5	18.5	19	
9D-18	M18x1.5	10	18	20	22	
9D-20	M20x1.5	12	18.5	20.5	24	
9D-22	M22x1.5	14	19	21.5	27	
9D-24	M24x1.5	16	18.5	21.5	30	40 S
9D-30	M30x2	20	22.5	25	36	
9D-36	M36x2	25	23.5	28.5	46	
9D-42	M42x2	30	25.5	32	50	
9D-52	M52x2	38	26.5	36	60	31.5 S



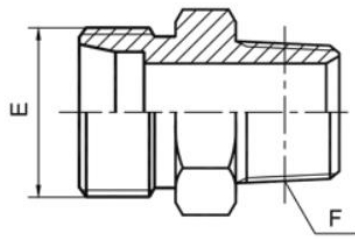
STRAIGHT BULKHEAD FITTINGS

PART NO	THREAD		TUBE OD		DIMENSIONS							Mpa
	E	F	D1	D2	I1	I2	L1	L2	S1	S2,S3	S4	
6C-12	M12X1.5	M12X1.5	6	6	7	27	22	42	17	17	17	31.5 L
6C-14	M14X1.5	M14X1.5	8	8	8	27	23	42	19	17	19	
6C-16	M16X1.5	M16X1.5	10	10	10	28	25	43	22	19	22	
6C-18	M18X1.5	M18X1.5	12	12	10	29	25	44	24	22	24	
6C-22	M22X1.5	M22X1.5	15	15	12	31	27	46	27	27	30	
6C-26	M26X1.5	M26X1.5	18	18	13.5	32.5	30	49	32	32	36	
6C-30	M30X2	M30X2	22	22	16.5	34.5	33	51	36	36	41	16 L
6C-36	M36X2	M36X2	28	28	18.5	35.5	35	52	41	41	46	
6C-45	M45X2	M45X2	35	35	18.5	36.5	40	58	50	50	55	
6C-52	M52X2	M52X2	42	42	19	36	42	59	60	60	65	
6D-14	M14X1.5	M14X1.5	6	6	12	29	27	44	19	17	19	63 S
6D-16	M16X1.5	M16X1.5	8	8	13	29	28	44	22	19	22	
6D-18	M18X1.5	M18X1.5	10	10	14.5	29.5	31	46	24	22	24	
6D-20	M20X1.5	M20X1.5	12	12	14.5	30.5	31	47	27	24	27	
6D-22	M22X1.5	M22X1.5	14	14	17	32	35	50	30	27	30	40 S
6D-24	M24X1.5	M24X1.5	16	16	16.5	31.5	35	50	32	30	32	
6D-30	M30X2	M30X2	20	20	17.5	33.5	39	55	41	36	41	
6D-36	M36X2	M36X2	25	25	20	35	44	59	46	46	46	
6D-42	M42X2	M42X2	30	30	21.5	37.5	48	64	50	50	50	31.5 S
6D-52	M52X2	M52X2	38	38	22	37	53	68	65	60	65	

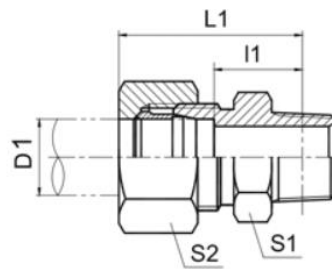


90° ELBOW BULKHEAD FITTINGS

PART NO	THREAD		TUBE OD		DIMENSIONS								Mpa
	E	F	D1	D2	I1	I2	I3	L1	L2	S1	S2,S2	S4	
6C9-12	M12X1.5	M12X1.5	6	6	27	12	14	42	27	12	17	17	31.5 L
6C9-14	M14X1.5	M14X1.5	8	8	27	14	17	42	29	12	17	19	
6C9-16	M16X1.5	M16X1.5	10	10	28	15	18	43	30	14	19	22	
6C9-18	M18X1.5	M18X1.5	12	12	29	17	20	44	32	17	22	24	
6C9-22	M22X1.5	M22X1.5	15	15	31	21	23	46	36	19	27	30	
6C9-26	M26X1.5	M26X1.5	18	18	32.5	23.5	24	49	40	24	32	36	
6C9-30	M30X2	M30X2	22	22	34.5	27.5	30	51	44	27	36	41	16 L
6C9-36	M36X2	M36X2	28	28	35.5	30.5	34	52	47	36	41	46	
6C9-45	M45X2	M45X2	35	35	36.5	34.5	39	58	56	41	50	55	
6C9-52	M52X2	M52X2	42	42	36	40	43	59	63	50	60	65	63 S
6D9-14	M14X1.5	M14X1.5	6	6	29	16	17	44	31	12	17	19	
6D9-16	M16X1.5	M16X1.5	8	8	29	17	18	44	32	14	19	22	
6D9-18	M18X1.5	M18X1.5	10	10	29.5	17.5	20	46	34	17	22	24	
6D9-20	M20X1.5	M20X1.5	12	12	30.5	21.5	21	47	38	17	24	27	
6D9-22	M22X1.5	M22X1.5	14	14	32	22	23	50	40	19	27	30	40 S
6D9-24	M24X1.5	M24X1.5	16	16	31.5	24.5	24	50	43	24	30	32	
6D9-30	M30X2	M30X2	20	20	33.5	26.5	30	55	48	27	36	41	
6D9-36	M36X2	M36X2	25	25	35	30	34	59	54	36	46	46	
6D9-42	M42X2	M42X2	30	30	37.5	35.5	39	64	62	41	50	50	
6D9-52	M52X2	M52X2	38	38	37	41	43	68	72	50	60	65	31.5 S



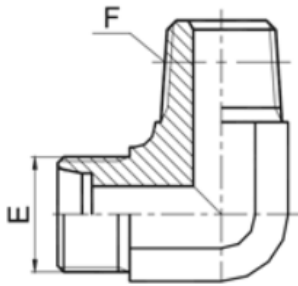
1CN/1DN



1CN-RN/1DN-RN

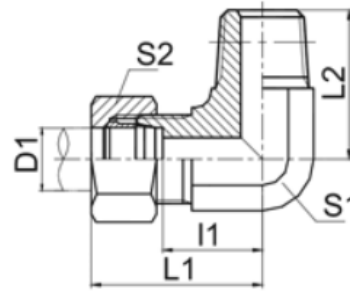
NPT MALE

PART NO	THREAD		TUBE OD	DIMENSIONS				MPA
	E	F		D1	l1	L1	S1	
1CN-12-02	M12X1.5	Z1/8"X27	6	13.4	28.4	12	14	25 L
1CN-12-04	M12X1.5	Z1/4"X18	6	17.2	32.2	17	14	
1CN-14-04	M14X1.5	Z1/4"X18	8	17.2	32.2	14	17	
1CN-16-04	M16X1.5	Z1/4"X18	10	18.2	33.2	17	19	
1CN-16-06	M16X1.5	Z3/8"X18	10	19.9	53	19	19	
1CN-18-04	M18X1.5	Z1/4"X18	12	19.2	34.2	19	22	
1CN-18-06	M18X1.5	Z3/8"X18	12	19.9	34.9	19	22	
1CN-18-08	M18X1.5	Z1/2"X14	12	21.4	36.4	22	22	
1CN-22-08	M22X1.5	Z1/2"X14	15	22.4	37.4	24	27	
1CN-22-20	M22X1.5	Z1.1/4"X11.5	15	29.8	37.4	46	27	
1CN-25-08	M26X1.5	Z1/2"X14	18	22.9	39.4	27	32	16 L
1CN-26-12	M26X1.5	Z3/4"X14	18	22.4	38.9	30	32	
1CN-30-08	M30X2	Z1/2"X14	22	24.4	40.5	32	36	
1CN-30-12	M30X2	Z3/4"X14	22	24.4	40.9	32	36	
1CN-36-16	M36X2	Z1"X11.5	28	29.8	46.3	41	41	
1CN-36-20	M36X2	Z1.1/4"X11.5	28	31.3	46.3	46	41	
1CN-45-20	M45X2	Z1.1/4"X11.5	35	30.3	51.8	46	50	
1CN-52-20	M52X2	Z1.1/4"X11.5	42	31.8	55.8	55	60	
1CN-52-24	M52X2	Z1.1/2"X11.5	42	32.8	55.8	55	60	
1DN-14-04	M14X1.5	Z1/4"X18	6	22.2	37.2	17	17	
1DN-16-04	M16X1.5	Z1/4"X18	8	22.2	37.2	17	19	
1DN-18-04	M18X1.5	Z1/4"X18	10	21.7	38.2	19	22	
1DN-18-06	M18X1.5	Z3/8"X18	10	22.4	38.9	19	22	
1DN-20-04	M20X1.5	Z1/4"X18	12	23.7	40.2	22	24	
1DN-20-06	M20X1.5	Z3/8"X18	12	24.4	40.9	22	24	
1DN-20-08	M20X1.5	Z1/2"X14	12	25.9	42.4	22	24	
1DN-22-08	M22X1.5	Z1/2"X14	14	27.4	45.4	24	27	
1DN-24-08	M24X1.5	Z1/2"X14	16	26.9	45.4	27	30	
1DN-30-12	M30X2	Z3/4"X14	20	28.4	49.9	32	36	25 S
1DN-36-12	M36X2	Z3/4"X14	25	30.9	34	41	46	
1DN-36-16	M36X2	Z1"X11.5	25	35.3	59.3	41	46	
1DN-42-16	M42X2	Z1"X11.5	25	35.8	59.3	46	46	
1DN-42-20	M42X2	Z1.1/4"X11.5	30	36.3	62.8	46	50	
1DN-52-24	M52X2	Z1.1/2"X11.5	38	39.8	70.8	55	60	



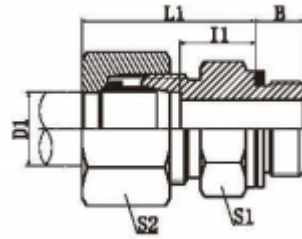
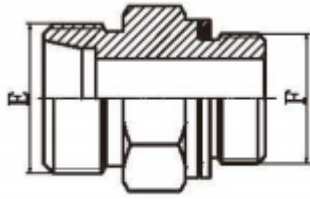
**1CN9
1DN9**

90° ELBOW NPT MALE



**1CN9-RN
1DN9-RN**

PART NO	THREAD		TUBE OD	DIMENSIONS					MPA
	E	F		D1	I1	L1	L2	S1	
1CN9-12-02	M12X1.5	Z1/8"X27	6	13	28	21	11	14	25 L
1CN9-12-04	M12X1.5	Z1/4"X18	6	15.5	30.5	25.5	14	14	
1CN9-14-04	M14X1.5	Z1/4"X18	8	15.5	30.5	25.5	14	17	
1CN9-16-06	M16X1.5	Z3/8"X18	10	17.5	32.5	29.5	16	19	
1CN9-18-04	M18X1.5	Z1/4"X18	12	19	34	28	19	22	
1CN9-18-06	M18X1.5	Z3/8"X18	12	19	34	31	19	22	
1CN9-18-08	M18X1.5	Z1/2"X14	12	21	36	36.7	22	22	
1CN9-22-06	M22X1.5	Z3/8"X18	15	22	37	32.5	22	27	
1CN9-22-08	M22X1.5	Z1/2"X14	15	22	37	36.7	22	27	
1CN9-26-08	M26X1.5	Z1/2"X14	18	25.5	42	40	27	32	
1CN9-26-12	M26X1.5	Z3/4"X14	18	25.5	42	44	27	32	
1CN9-30-12	M30X2	Z3/4"X14	22	29.3	45.8	45	30	36	
1CN9-30-16	M30X2	Z1"X11.5	22	32	48.5	50	33	36	
1CN9-36-16	M36X2	Z1"X11.5	28	33.3	49.8	51.5	36	41	
1CN9-45-20	M45X2	Z1.1/4"X11.5	35	39.2	60.7	63	48	50	
1CN9-52-24	M52X2	Z1.1/2"X11.5	42	44.8	67.8	65	55	60	
1DN9-14-04	M14X1.5	Z1/4"X18	6	17.5	32.5	25.5	14	17	
1DN9-16-04	M16X1.5	Z1/4"X18	8	18.5	33.7	28.5	16	19	
1DN9-18-06	M18X1.5	Z3/8"X18	10	19.5	36	31	19	22	
1DN9-20-04	M20X1.5	Z1/4"X18	12	19.5	36	28	19	24	
1DN9-20-06	M20X1.5	Z3/8"X18	12	19.5	36	31	19	24	
1DN9-22-06	M22X1.5	Z3/8"X18	14	23	41	32.5	22	27	
1DN9-22-08	M22X1.5	Z1/2"X14	14	23	41	36.7	22	27	
1DN9-24-06	M24X1.5	Z3/8"X18	16	24	42.5	33.5	24	30	
1DN9-24-08	M24X1.5	Z1/2"X14	16	24	42.5	37.5	24	30	
1DN9-30-08	M30X2	Z1/2"X14	20	28	49.8	41	30	36	
1DN9-30-12	M30X2	Z3/4"X14	20	28	49.8	45	30	36	
1DN9-36-12	M36X2	Z3/4"X14	25	32.8	56.8	49	36	46	
1DN9-36-16	M36X2	Z1"X11.5	25	32.8	56.8	51.5	36	46	
1DN9-42-16	M42X2	Z1"X11.5	30	36.2	62.7	54.5	41	50	
1DN9-42-20	M42X2	Z1.1/4"X11.5	30	36.2	62.7	54.5	41	50	
1DN9-52-20	M52X2	Z1.1/4"X11.5	38	45.8	76.8	65	55	60	
1DN9-52-24	M52X2	Z1.1/2"X11.5	38	45.8	76.8	65	55	60	



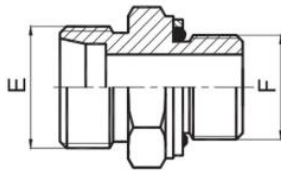
1CH
1DH
METRIC THREAD STUD ENDS ISO 6149

1CH-RN
1DH-RN

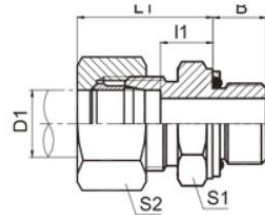
PART NO	THREAD		TU BE O D	O RING	DIMENSIONS					MPA
	E	F			D1	B	l1	L1	S1	
1CH-12-10	M12X1.5	M10X1	6	O08.1X1.6	8.5	9.5	23	14	14	31.5 L
1CH-14	M14X1.5	M14X1.5	8	O11.3X2.4	11	10	25	19	17	
1CH-14-12	M14X1.5	M12X1.5	8	O09.3X2.4	11	10	25	17	17	
1CH-16-14	M16X1.5	M14X1.5	10	O11.3X2.4	11	13	26	19	19	
1CH-18-14	M18X1.5	M14X1.5	12	O11.3X2.4	11	11	25.5	19	22	
1CH-14-18	M14X1.5	M18X1.5	8	O15.3X2.4	12.5	11.5	26.5	24	17	
1CH-16	M16X1.5	M16X1.5	10	O13.3X2.4	12.5	13	28	22	19	
1CH-16-18	M16X1.5	M18X1.5	10	O15.3X2.4	12.5	12.5	28	24	19	
1CH-18-16	M18X1.5	M16X1.5	12	O13.3X2.4	11.5	12	27	22	22	
1CH-22-16	M22X1.5	M16X1.5	12	O13.3X2.4	12.5	13.5	29.5	24	27	
1CH-22-18	M22X1.5	M18X1.5	15	O15.3X2.4	12.5	13.5	29	24	27	
1CH-16-22	M16X1.5	M22X1.5	10	O19.3X2.4	13	14	29.5	27	19	
1CH-22-20	M22X1.5	M20X1.5	15	O17.3X2.4	12	15	30.5	27	27	
1CH-22	M22X1.5	M22X1.5	18	O19.3X2.4	13	15	31	27	27	
1CH-26-22	M26X1.5	M22X1.5	18	O19.3X2.4	13	14.5	31	27	32	
1CH-26	M26X1.5	M26X1.5	18	O23.5X3.0	13.5	13.5	31	32	32	
1CH-26-27	M26X1.5	M27X2	18	O23.5X3.0	16	14.5	32	32	32	
1CH-26-33	M26X1.5	M33X2	18	O29.5X3.0	16	15.5	33	41	32	
1CH-30-22	M30X2	M22X1.5	22	O19.3X2.4	13	17.5	33	32	41	
1CH-30-27	M30X2	M27X2	22	O23.5X3.0	16	16.5	33	32	36	
1CH-30	M30X2	M30X2	22	O26.5X3.0	16	17.5	33	36	36	
1CH-36-27	M36X2	M27X2	28	O23.5X3.0	16	17.5	34	41	41	
1CH-36-33	M36X2	M33X2	28	O29.5X3.0	16	17.5	35	41	41	
1CH-36-42	M36X2	M42X2	28	O38.5X3.0	16	18.5	35	50	41	
1CH-45-33	M45X2	M33X2	35	O29.5X3.0	16	17.5	37	46	50	
1CH-45-42	M45X2	M42X2	35	O38.5X3.0	16	17.5	37	50	50	
1CH-52-48	M52X2	M48X2	42	O44.5X3.0	17.5	19		55	60	
1DH-14	M14X1.5	M14X1.5	6	O11.3X2.4	11	15	28	19	17	
1DH-14-12	M14X1.5	M12X1.5	6	O09.3X2.4	11	13	28	17	17	
1DH-16-14	M16X1.5	M14X1.5	8	O11.3X2.4	11	15	30	19	19	
1DH-18-16	M18X1.5	M16X1.5	10	O13.3X2.4	11.5	15	31	22	22	
1DH-20-14	M20X1.5	M14X1.5	12	O11.3X2.4	11	15	31	22	24	
1DH-20-16	M20X1.5	M16X1.5	12	O13.3X2.4	11.5	15	31	22	24	
1DH-20-18	M20X1.5	M18X1.5	12	O15.3X2.4	12.5	17	33	24	24	
1DH-20-22	M20X1.5	M22X1.5	12	O19.3X2.4	13	17.5	35	27	30	

1DH-24-22	M24X1.5	M22X1.5	16	O19.3X2.4	13	18.5	37	27	30	40 S
1DH-30	M30X2	M30X2	20	O26.5X3.0	16	20.5	42	36	36	
1DH-30-27	M30X2	M27X2	20	O23.5X3.0	16	20.5	42	32	36	
1DH-30-33	M30X2	M33X2	20	O29.5X3.0	16	22.5	42	41	36	
1DH-36-27	M36X2	M27X2	25	O23.5X3.0	16	23	47	41	46	
1DH-36-33	M36X2	M33X2	25	O29.5X3.0	16	23	47	41	46	
1DH-42	M42X2	M42X2	30	O38.5X3.0	16	23.5	50	50	50	
1DH-42-48	M42X2	M48X2	30	O44.5X3.0	17.5	26.5	52	55	50	

AL AWAIEL HYDROMECHANICAL EQUIPMENT



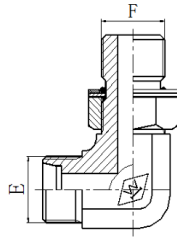
1CG - 1DG



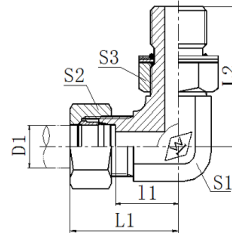
1CG-RN - 1DG-RN

BSP THREAD STUD ENDS WITH O-RING SEALING

PART NO	THREAD		TUBE O.D	DIMENSIONS					MPA
	E	F		B	l1	L1	S1	S2	
1CG-12-02	M12X1.5	G1/8"X28	6	9.5	8.5	23	14	14	31.5 L
1CG-12-04	M12X1.5	G1/4"X19	6	10	10	25	19	14	
1CG-14-04	M14X1.5	G1/4"X19	8	10	10	25	17	17	
1CG-14-06	M14X1.5	G3/8"X19	8	11.5	11.5	26	22	17	
1CG-14-08	M14X1.5	G1/2"X14	8	14	13	27.5	27	34	
1CG-16-04	M16X1.5	G1/4"X19	10	10	11	26	19	19	
1CG-16-06	M16X1.5	G3/8"X19	10	11.5	12.5	27	22	19	
1CG-16-08	M16X1.5	G1/2"X14	10	14	14	29	27	19	
1CG-18-06	M18X1.5	G3/8"X19	12	11.5	12.5	27	22	22	
1CG-18-08	M18X1.5	G1/2"X14	12	14	13	28	27	22	
1CG-22-06	M22X1.5	G3/8"X19	15	11.5	13.5	29	24	27	
1CG-22-08	M22X1.5	G1/2"X14	15	14	14	29	27	27	
1CG-22-12	M22X1.5	G3/4"X14	15	15.5	20	30	32	32	
1CG-26-08	M26X1.5	G1/2"X14	18	14	14.5	31	27	32	
1CG-26-12	M26X1.5	G3/4"X14	18	15.5	14.5	32	32	32	
1CG-30-12	M30X2	G3/4"X14	22	15.5	16.5	33	32	36	16 L
1CG-30-16	M30X2	G1"X11	22	18	17.5	35	41	36	
1CG-36-16	M36X2	G1"X11	28	18	17.5	34	41	41	
1CG-45-20	M45X2	G1.1/4"X11	35	20	17.5	39	50	50	
1CG-52-20	M52X2	G1.1/4"X11	42	20	19	42	55	60	
1CG-52-24	M52X2	G1.1/2"X11	42	21.5	19	42	55	60	
1CG-52-32	M52X2	G2"X11	42	24.5	25	44	70	60	63 S
1DG-14-04	M14X1.5	G1/4"X19	6	10	13	28	19	17	
1DG-16-04	M16X1.5	G1/4"X19	8	10	15	31	19	19	
1DG-18-04	M18X1.5	G1/4"X19	10	10	14.5	31	19	22	
1DG-18-06	M18X1.5	G3/8"X19	10	11.5	15	31	22	22	
1DG-20-06	M20X1.5	G3/8"X19	12	11.5	17	32	22	24	
1DG-20-08	M20X1.5	G1/2"X14	12	14	17.5	34	27	24	
1DG-22-06	M22X1.5	G3/8"X19	14	11.5	19	37	24	27	
1DG-22-08	M22X1.5	G1/2"X14	14	14	19	37	27	27	
1DG-24-04	M24X1.5	G1/4"X19	16	11	18	37	27	30	
1DG-24-08	M24X1.5	G1/2"X14	16	14	18.5	37	27	30	40 S
1DG-30-12	M30X2	G3/4"X14	20	15.5	20.5	42	32	36	
1DG-36-12	M36X2	G3/4"X14	25	15.5	23	47	41	46	
1DG-36-16	M36X2	G1"X11	25	18	17.5	47	41	46	
1DG-42-16	M42X2	G1"X11	30	18	23.5	48	46	50	
1DG-42-20	M42X2	G1.1/4"X11	30	20	23.5	50	50	50	
1DG-52-24	M52X2	G1.1/2"X11	38	21.5	26	57	55	60	31.5 S



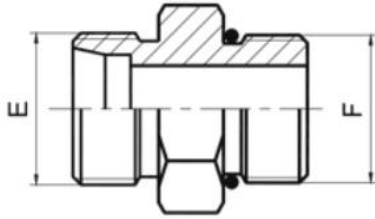
1CG9-OG
1DG9-OG



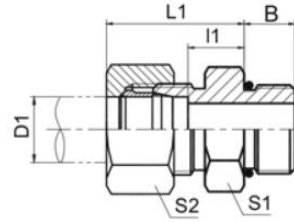
1CG9-OG/RN
1DG9-OG/RN

90° ELBOW BSP THREAD ADJUSTABLE STUD ENDS WITH O-RING SEALING

PART NO	THREAD		TUBE O.D	DIMENSIONS						MPA
	E	F		l1	L1	L2	S1	S2	S3	
1CG9-12-02OG	M12X1.5	G1/8"X28	6	13	28	26.2	11	14	14	31.5 L
1CG9-14-04OG	M14X1.5	G1/4"X19	8	15.5	30.5	31.3	14	17	19	
1CG9-16-04OG	M16X1.5	G1/4"X19	10	17.5	32.5	32.5	16	19	19	
1CG9-16-06OG	M16X1.5	G3/8"X19	10	17.5	32.5	35.8	16	19	22	
1CG9-18-06OG	M18X1.5	G3/8"X19	12	19	34	36.8	19	22	22	
1CG9-22-08OG	M22X1.5	G1/2"X14	15	22	37	43.2	22	27	27	
1CG9-26-08OG	M26X1.5	G1/2"X14	18	25.5	42	46	27	32	27	
1CG9-26-12OG	M26X1.5	G3/4"X14	18	25.5	42	49.3	27	32	32	
1CG9-30-12OG	M30X2	G3/4"X14	22	29.3	45.8	52	30	36	32	
1CG9-30-16OG	M30X2	G1"X11	22	31.5	48	53	33	36	41	
1CG9-36-16OG	M36X2	G1"X11	28	33	49.8	56	36	41	41	
1CG9-36-20OG	M36X2	G1.1/4"X11	28	36	52.8	59	41	41	50	
1CG9-45-20OG	M45X2	G1.1/4"X11	35	39.2	60.7	63	48	50	50	
1CG9-52-24OG	M52X2	G1.1/2"X11	42	44.8	67.8	68.5	55	60	55	63 S
1DG9-14-04OG	M14X1.5	G1/4"X19	6	17.5	32.5	31.3	14	17	19	
1DG9-16-04OG	M16X1.5	G1/4"X19	8	18.7	33.7	32.5	16	19	19	
1DG9-16-06OG	M16X1.5	G3/8"X19	8	18.7	33.7	35.8	16	19	22	
1DG9-18-06OG	M18X1.5	G3/8"X19	10	19.5	36	36.8	19	22	22	
1DG9-20-06OG	M20X1.5	G3/8"X19	12	19.5	36	36.8	19	24	22	
1DG9-22-08OG	M22X1.5	G1/2"X14	14	23	41	43.2	22	27	27	
1DG9-24-08OG	M24X1.5	G1/2"X14	16	24	42.5	43	24	30	27	
1DG9-30-12OG	M30X2	G3/4"X14	20	28	49.5	52	30	36	32	
1DG9-36-16OG	M36X2	G1"X11	25	32.8	56.8	56	36	46	41	
1DG9-42-20OG	M42X2	G1.1/4"X11	30	36.2	62.7	58	41	50	50	
1DG9-52-24OG	M52X2	G1.1/2"X11	38	45.8	76.8	68.5	55	60	55	31.5 S



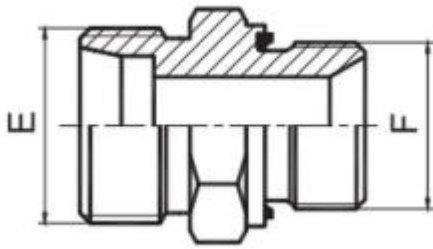
1CO
1DO



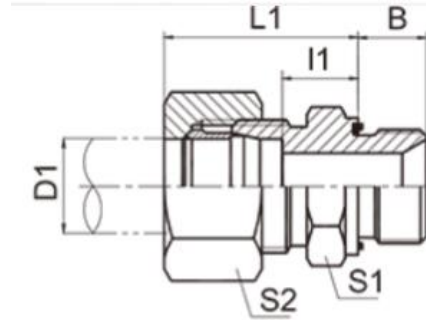
1CO-RN
1DO-RN

UN UNF THREAD STUD ENDSWITH O RING SEALING

PART NO	THREAD		TUBE O.D	DIMENSIONS					MPA
	E	F		B	l1	L1	S1	S2	
1CO-14-04	M14X1.5	7/16"X20	8	9	10	25	17	17	31.5 L
1CO-16-04	M16X1.5	1/2"X20	10	9	11	28	17	19	
1CO-18-06	M18X1.5	9/16"X18	12	10	11	26	19	22	
1CO-18-08	M18X1.5	3/4"X16	12	10	13	28	24	22	
1CO-18-10	M18X1.5	7/8"X14	12	12.7	14.3	29	27	22	
1CO-22-08	M22X1.5	3/4"X16	15	11	14	29	24	27	
1CO-22-10	M22X1.5	7/8"X14	15	12.7	15.3	30	27	27	
1CO-22-12	M22X1.5	1.1/16"X12	15	15.09	11.91	30	32	27	
1CO-26-08	M26X1.5	3/4"X16	18	11	14.5	31	27	32	
1CO-26-10	M26X1.5	7/8"X14	18	12.7	14.8	31	27	32	
1CO-30-08	M30X2	3/4"X16	18	11.13	13.87	33	32	36	16 L
1CO-30-10	M30X2	7/8"X14	22	12.7	16.8	33	32	36	
1CO-30-12	M30X2	1.1/16"X12	22	15	16.5	33	32	36	
1CO-30-16	M30X2	1.5/16"X12	22	15	17.5	34	41	36	
1CO-36-16	M36X2	1.5/16"X12	28	15.09	14.41	34	41	41	
1CO-36-16	M36X2	1.5/16"X12	28	15	17.5	34	41	41	
1CO-45-16	M45X2	1.5/16"X12	35	15	17.5	39	46	50	
1CO-45-20	M45X2	1.5/8"X12	35	15.09	16.41	39	50	50	
1CO-52-20	M52X2	1.5/8"X12	42	15.09	15.91	42	55	60	
1D0-16-04	M16X1.5	7/16"X20	8	9	15	30	17	19	
1D0-18-06	M18X1.5	9/16"X18	10	10	14.5	31	19	22	
1D0-20-06	M20X1.5	9/16"X18	12	10	14.5	31	22	24	
1D0-20-08	M20X1.5	3/4"X16	12	11	17.5	34	24	24	40 S
1D0-24-08	M24X1.5	3/4"X16	16	11	15.5	34	24	30	
1D0-24-10	M24X1.5	7/8"X14	16	12.7	18.8	37	27	30	
1D0-30-08	M30X2	3/4"X16	20	11	20.5	42	32	36	
1D0-30-10	M30X2	7/8"X14	20	12.7	20.8	42	32	36	
1D0-30-12	M30X2	1.1/16"X12	20	15	20.5	42	32	36	
1D0-36-12	M36X2	1.1/16"X12	25	15.09	19.91	47	41	46	
1D0-36-16	M36X2	1.5/16"X12	25	15	23	47	41	46	
1D0-42-16	M42X2	1.5/16"X12	30	15	23.5	50	46	50	
1D0-42-20	M42X2	1.5/8"X12	30	15	23.5	50	50	50	
1D0-52-20	M52X2	1.5/8"X12	38	15.09	22.9	53.5	55	50	31.5 S



1CB-WD
1DB-WD

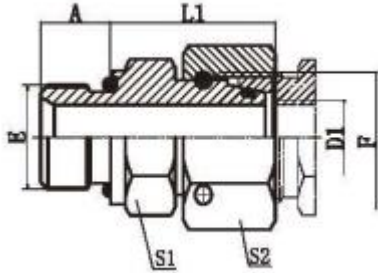


1CB-WD/RN
1DB-WD/R

BSP THREAD WITH CAPTIVE SEAL

PART NO	THREAD		TUBE O.D	SEAL	DIMENSIONS					MPA
	E	F			B	I1	L1	S1	S2	
1CB-12-02WD	M12X1.5	G1/8"X28	6	WD-B02	8	8.5	23.5	14	14	31.5 L
1CB-12-04WD	M12X1.5	G1/4"X19	6	WD-B04	12	10	25	19	14	
1CB-12-06WD	M12X1.5	G3/8"X19	6	WD-B06	12	11.5	26.5	22	14	
1CB-14-02WD	M14X1.5	G1/8"X28	8	WD-B02	8	9	24	14	17	
1CB-14-04WD	M14X1.5	G1/4"X19	8	WD-B04	12	10	24	19	17	
1CB-14-06WD	M14X1.5	G3/8"X19	8	WD-B06	12	11	26	22	17	
1CB-16-04WD	M16X1.5	G1/4"X19	10	WD-B04	12	11	24.5	19	19	
1CB-16-06WD	M16X1.5	G3/8"X19	10	WD-B06	12	12.5	26	22	19	
1CB-16-08WD	M16X1.5	G1/2"X14	10	WD-B08	14	13	28	27	19	
1CB-18-04WD	M18X1.5	G1/4"X19	12	WD-B04	12	12	27	19	22	
1CB-18-06WD	M18X1.5	G3/8"X19	12	WD-B06	12	12.5	26	22	22	
1CB-18-08WD	M18X1.5	G1/2"X14	12	WD-B08	14	14	28	27	22	
1CB-22-04WD	M22X1.5	G1/4"X19	15	WD-B04	12	13	28	24	27	
1CB-22-06WD	M22X1.5	G3/8"X19	15	WD-B06	12	13.5	28	24	27	
1CB-22-08WD	M22X1.5	G1/2"X14	15	WD-B08	14	14	29	27	27	
1CB-22-12WD	M22X1.5	G3/4"X14	15	WD-B12	16	15	29	32	27	
1CB-26-08WD	M26X1.5	G1/2"X14	18	WD-B08	14	14.5	31	27	32	
1CB-26-12WD	M26X1.5	G3/4"X14	18	WD-B12	16	14.5	31	32	32	
1CB-30-12WD	M30X2	G3/4"X14	22	WD-B12	16	16.5	33	32	36	16 L
1CB-36-16WD	M36X2	G1"X11	28	WD-B16	18	17.5	34	41	41	
1CB-45-20WD	M45X2	G1.1/4"X11	35	WD-B20	20	17.5	39	50	50	
1CB-52-24WD	M52X2	G1.1/2"X11	42	WD-B24	22	19	42	55	60	63 S
1DB-14-04WD	M14X1.5	G1/4"X19	6	WD-B04	12	15	30	19	17	
1DB-16-04WD	M16X1.5	G1/4"X19	8	WD-B04	12	15	30	19	19	
1DB-16-06WD	M16X1.5	G3/8"X19	8	WD-B06	12	15.5	30	22	19	
1DB-18-04WD	M18X1.5	G1/4"X19	10	WD-B04	12	14.5	31	19	22	
1DB-18-06WD	M18X1.5	G3/8"X19	10	WD-B06	12	14.5	31	22	22	
1DB-18-08WD	M18X1.5	G1/2"X14	10	WD-B08	14	17.5	34	27	22	
1DB-20-04WD	M20X1.5	G1/4"X19	12	WD-B04	12	16.5	33	22	24	
1DB-20-06WD	M20X1.5	G3/8"X19	12	WD-B06	12	15	33	22	24	
1DB-20-08WD	M20X1.5	G1/2"X14	12	WD-B08	14	17.5	34	27	24	
1DB-22-08WD	M22X1.5	G1/2"X14	14	WD-B08	14	19	37	27	27	
1DB-24-06WD	M24X1.5	G3/8"X19	16	WD-B06	12	18.5	36.5	27	30	

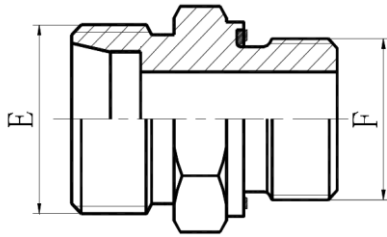
1DB-24-08WD	M24X1.5	G1/2"X14	16	WD-B08	14	18.5	37	27	30	40 S
1DB-24-12WD	M24X1.5	G3/4"X14	16	WD-B12	16	20.5	39	32	30	
1DB-30-12WD	M30X2	G3/4"X14	20	WD-B12	16	20.5	42	32	36	
1DB-36-08WD	M36X2	G1/2"X14	25	WD-B08	14	23	47	41	46	
1DB-36-12WD	M36X2	G3/4"X14	25	WD-B12	16	23	47	41	46	
1DB-36-16WD	M36X2	G1"X11	25	WD-B16	18	23	47	41	46	
1DB-42-20WD	M42X2	G1.1/4"X11	30	WD-B20	20	23.5	50	50	50	
1DB-52-24WD	M52X2	G1.1/2"X11	38	WD-B24	22	26	57	55	60	31.5



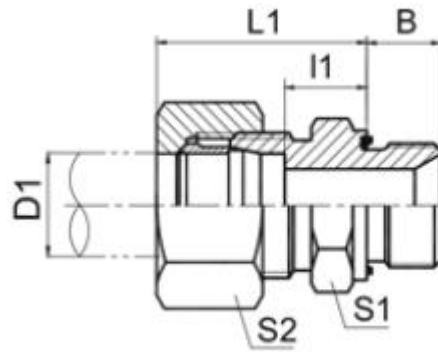
2BC-WD 2BD-WD

BSP THREAD WITH CAPTIVE SEAL/METRIC FEMALE 24° CONE O-RING SEALING

PART NO	THREAD		TUBE O.D	SEAL	DIMENSIONS				
	E	F			A	l1	S1	S2	MPA
2BC-02-1WD	G1/8"X28	M12X1.5	6	WD-B02	8	24.5	14	14	31.5 L
2BC-04-14WD	G1/4"X19	M14X1.5	8	WD-B04	12	29.5	19	17	
2BC-04-16WD	G1/4"X19	M16X1.5	10	WD-B04	12	27.5	19	19	
2BC-06-18WD	G3/8"X19	M18X1.5	12	WD-B06	12	34	22	22	
2BC-08-22WD	G1/2"X14	M22X1.5	15	WD-B08	14	32	27	27	
2BC-08-26WD	G1/2"X14	M26X1.5	18	WD-B08	14	31.5	27	32	
2BC-12-30WD	G3/4"X14	M30X2	22	WD-B12	16	32.5	32	36	
2BC-16-36WD	G1"X11	M36X2	28	WD-B16	18	35	41	41	16 L
2BC-20-45WD	G1.1/4"X11	M45X2	35	WD-B20	20	42.5	50	50	16 L
2BC-24-52WD	G1.1/2"X11	M52X2	42	WD-B24	22	46.5	55	60	
2BD-04-14WD	G1/4"X19	M14X1.5	6	WD-B04	12	27	19	17	63 S
2BD-04-16WD	G1/4"X19	M16X1.5	8	WD-B04	12	29.5	19	19	
2BD-06-18WD	G3/8"X19	M18X1.5	10	WD-B06	12	32	22	22	
2BD-06-20WD	G3/8"X19	M20X1.5	12	WD-B06	12	34	22	24	
2BD-08-22WD	G1/2"X14	M22X1.5	14	WD-B08	14	36.5	27	27	
2BD-08-24WD	G1/2"X14	M24X1.5	16	WD-B08	14	37	27	30	40 S
2BD-12-30WD	G3/4"X14	M30X2	20	WD-B12	16	43	32	36	
2BD-16-36WD	G1"X11	M36X2	25	WD-B16	18	48	41	46	
2BD-20-42WD	G1.1/4"X11	M42X2	30	WD-B20	20	51	50	50	40 S
2BD-24-52WD	G1.1/2"X11	M52X2	38	WD-B24	22	60	55	60	



1CM-WD
1DM-WD



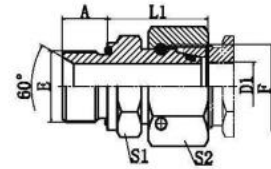
1CM-WD/RN
1DM-WD/RN

METRIC THREAD WITH CAPTIVE SEAL

PART NO	THREAD		TUBE O.D	SEAL	DIMENSIONS						MPA
	E	F			B	l1	L1	S1	S2		
1CM-12-10WD	M12X1.5	M10X1	6	WD-B02	8	8.5	23	14	14	31.5 L	
1CM-14-12WD	M14X1.5	M12X1.5	8	WD-M12	12	10	25	17	17		
1CM-16-12WD	M16X1.5	M12X1.5	10	WD-M12	12	11	25	17	19		
1CM-16-14WD	M16X1.5	M14X1.5	10	WD-B04	12	11	26	19	19		
1CM-16-18WD	M16X1.5	M18X1.5	10	WD-M18	12	12.5	27	24	19		
1CM-18-16WD	M18X1.5	M16X1.5	12	WD-M16	12	12.5	27	22	22		
1CM-18WD	M18X1.5	M18X1.5	12	WD-M18	12	12.5	27	24	22		
1CM-18-22WD	M18X1.5	M22X1.5	12	WD-M22	14	14	29	27	22		
1CM-22-18WD	M22X1.5	M18X1.5	15	WD-M18	12	13.5	29	24	27		
1CM-22WD	M22X1.5	M22X1.5	15	WD-M22	14	15	30	27	27		
1CM-26-22WD	M26X1.5	M22X1.5	18	WD-M22	14	14.5	31	27	32		
1CM-30-26WD	M30X2	M26X1.5	22	WD-B12	16	16.5	33	32	36		
1CM-30-27WD	M30X2	M27X2.5	22	WD-B12	16	16.5	33	32	36		
1CM-36-33WD	M36X2	M33X2	28	WD-B16	18	17.5	34	41	41		
1CM-45-42WD	M45X2	M42X2	35	WD-B20	20	17.5	39	50	50		
1CM-52-48WD	M52X2	M48X2	42	WD-B24	22	19	42	55	60		
1DM-14-12WD	M14X1.5	M12X1.5	6	WD-M12	12	13	28	17	17		
1DM-16-14WD	M16X1.5	M14X1.5	8	WD-B04	12	15	30	19	19		
1DM-18-16WD	M18X1.5	M16X1.5	10	WD-M16	12	15	31	22	22		
1DM-20-18WD	M20X1.5	M18X1.5	12	WD-M18	12	17	33	24	24		
1DM-22-20WD	M22X1.5	M20X1.5	14	WD-M20	14	19	37	27	27		
1DM-24-22WD	M24X1.5	M22X1.5	16	WD-M22	14	18.5	37	27	30		
1DM-30-27WD	M30X2	M27X2	20	WD-B12	16	20.5	42	32	36		
1DM-36-33WD	M36X2	M33X2	25	WD-B16	18	23	47	41	46		
1DM-42WD	M42X2	M42X2	30	WD-B20	20	23.5	50	50	50		
1DM-52-48WD	M52X2	M48X2	38	WD-B24	22	26	57	55	60		

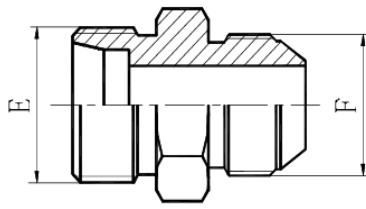
2MC-WD

2MD-WD

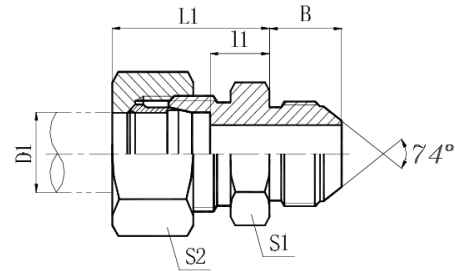


METRIC THREAD WITH CAPTIVE SEAL/ METRIC FEMALE 24° CONE O-RING SEALING

PART NO	THREAD		TUBE O.D 1	SEAL	DIMENSIONS				
	E	F			A	L1	S1	S2	MPA
2MC-10-12WD	M10X1	M12X1.5	6	WD-B02	8	24.5	14	14	31.5 L
2MC-12-14WD	M12X1.5	M14X1.5	8	WD-M12	12	26.5	17	17	
2MC-14-16WD	M14X1.5	M16X1.5	10	WD-B04	12	27.5	19	19	
2MC-16-18WD	M16X1.5	M18X1.5	12	WD-M16	12	30.5	22	22	
2MC-18-22WD	M18X1.5	M22X1.5	15	WD-M18	12	31.5	24	27	
2MC-22-26WD	M22X1.5	M26X1.5	18	WD-M22	14	31.5	27	32	
2MC-26-30WD	M26X1.5	M30X2	22	WD-B12	16	32.5	32	36	16 L
2MC-33-36WD	M33X2	M36X2	28	WD-B16	18	35	41	41	
2MC-42-45WD	M42X2	M45X2	35	WD-B20	20	42.5	50	50	
2MC-48-52WD	M48X2	M52X2	42	WD-B24	22	46.5	55	60	
2MD-12-14WD	M12X1.5	M14X1.5	6	WD-M12	12	27	17	17	63 S
2MD-14-16WD	M14X1.5	M16X1.5	8	WD-B04	12	29.5	19	19	
2MD-16-18WD	M16X1.5	M18X1.5	10	WD-M16	12	32	22	22	
2MD-18-20WD	M18X1.5	M20X1.5	12	WD-M18	12	34	24	24	
2MD-20-22WD	M20X1.5	M22X1.5	14	WD-M20	14	36.5	27	27	
2MD-22-24WD	M22X1.5	M24X1.5	16	WD-M22	14	37	27	30	40 S
2MD-27-30WD	M27X2	M30X2	20	WD-B12	16	43	32	36	
2MD-33-36WD	M33X2	M36X2	25	WD-B16	18	48	41	46	
2MD-42-42WD	M42X2	M42X2	30	WD-B20	20	51	50	50	
2MD-48-52WD	M48X2	M52X2	38	WD-B24	22	60	55	60	31.5 S



**1CJ
1DJ**



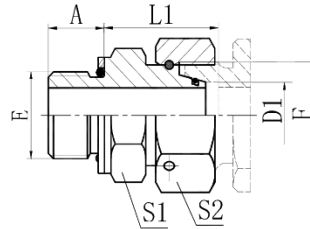
**1CJ-RN
1DJ-RN**

JIC CONE 74° SEALING

PART NO	THREAD		TUBE O.D 1	B	DIMENSIONS					MPA
	E	F			l1	L1	S1	S2		
1CJ-12-04	M12X 1.5	7/16"X20	6	14	9	24	14	14	31.5 L	
1CJ-14-04	M14X 1.5	7/16"X20	6	14	8	23	14	14		
1CJ-14-06	M14X 1.5	9/16"X18	8	14.1	8	23	15	17		
1CJ-16-06	M16X 1.5	9/16"X18	10	14.1	9	24	17	19		
1CJ-18-06	M18X 1.5	9/16"X18	12	14.1	10	25	19	22		
1CJ-18-08	M18X 1.5	11/16"X16	12	16.7	10	25	22	22		
1CJ-22-08	M22X 1.5	3/4"X16	15	16.7	10.8	26	24	27		
1CJ-22-10	M22X 1.5	7/8"X14	15	19.3	11	26	24	27		
1CJ-26-10	M26X 1.5	7/8"X14	18	19.3	11.5	28	27	32		
1CJ-26-12	M26X 1.5	1.1/16"X12	18	21.9	11.6	28	30	32		
1CJ-30-12	M30X2	1.1/16"X12	22	21.9	13.5	30	32	36	16 L	
1CJ-36-16	M36X2	1.5/16"X12	28	23.1	14.5	31	41	41		
1CJ-45-20	M45X2	1.5/8"X12	35	24.3	14.5	36	46	50		
1CJ-52-20	M52X2	1.5/8"X12	42	24.3	16	39	55	60		
1CJ-52-24	M52X2	1.7/8"X12	42	27.5	16	39	55	60		
1DJ-14-04	M14X 1.5	7/16"X20	6	14	11	26	14	14	63 S	
1DJ-16-04	M16X 1.5	7/16"X20	8	14	13	28	17	19		
1DJ-18-06	M18X 1.5	9/16"X18	8	14.1	12.9	28	17	34		
1DJ-18-04	M18X 1.5	7/16"X20	10	14	12.5	29	19	22		
1DJ-18-06	M18X 1.5	9/16"X18	10	14.1	12.5	29	19	22		
1DJ-20-06	M20X 1.5	9/16"X18	12	14.1	14.5	31	22	24		
1DJ-20-08	M20X 1.5	3/4"X16	12	16.7	14.3	31	22	24		
1DJ-22-08	M22X 1.5	3/4"X16	14	16.7	16	34	24	27		
1DJ-24-08	M24X 1.5	3/4"X16	16	16.7	15.5	34	27	30		
1DJ-24-10	M24X 1.5	7/8"X14	16	19.3	15.5	34	27	30		
1DJ-30-12	M30X2	1.1/16"X12	20	21.9	17.5	39	32	36	40 S	
1DJ-36-12	M36X2	1.1/16"X12	25	21.9	19	43	38	46		
1DJ-36-16	M36X2	1.5/16"X12	25	23.1	19	43	38	46		
1DJ-42-20	M42X2	1.5/8"X12	30	24.3	20.5	47	46	50		
1DJ-52-24	M52X2	1.7/8"X12	38	27.5	23	54	55	60		

2GC

2GD



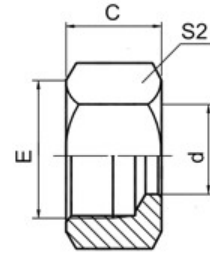
BSP THREAD STUD ENDS WITH O-RING SEALING/ METRIC FEMALE 24°
CONE O-RING SEALING

PART NO	THREAD		TUBE O.D 1	DIMENSIONS				MPA	SERIES
	E	F		A	L1	S1	S2		
2GC-02-12	G1/8"X28	M12X1.5	6	9.5	20.5	14	14	31.5	Light (L)
2GC-04-14	G1/4"X19	M14X1.5	8	10	23.5	19	17	31.5	Light (L)
2GC-04-16	G1/4"X19	M16X1.5	10	10	24	19	19	31.5	Light (L)
2GC-06-18	G3/8"X19	M18X1.5	12	11.5	25.5	22	22	31.5	Light (L)
2GC-08-22	G1/2"X14	M22X1.5	15	14	28.5	27	27	31.5	Light (L)
2GC-08-26	G1/2"X14	M26X1.5	18	14	29	27	32	31.5	Light (L)
2GC-12-30	G3/4"X14	M30X2	22	15.5	32	32	36	31.5	Light (L)
2GC-16-36	G1"X11	M36X2	28	18	35	41	41	16	Light (L)
2GC-20-45	G1.1/4"X11	M45X2	35	20	38	50	50	16	Light (L)
2GC-24-52	G1.1/2"X11	M52X2	42	21.5	41.5	55	60	16	Light (L)
2GD-04-14	G1/4"X19	M14X1.5	6	10	23	19	17	63	Heavy (S)
2GD-04-16	G1/4"X19	M16X1.5	8	10	26	19	19	63	Heavy (S)
2GD-06-18	G3/8"X19	M18X1.5	10	11.5	25	22	22	63	Heavy (S)
2GD-06-20	G3/8"X19	M20X1.5	12	11.5	28.5	22	24	63	Heavy (S)
2GD-08-22	G1/2"X14	M22X1.5	14	14	31.5	27	27	63	Heavy (S)
2GD-08-24	G1/2"X14	M24X1.5	16	14	30	27	30	63	Heavy (S)
2GD-12-30	G3/4"X14	M30X2	20	15.5	36	32	36	40	Heavy (S)
2GD-16-36	G1"X11	M36X2	25	18	38.5	41	46	40	Heavy (S)
2GD-20-42	G1.1/4"X11	M42X2	30	20	42	50	50	40	Heavy (S)
2GD-24-52	G1.1/2"X11	M52X2	38	21.5	47.5	55	60	31.5	Heavy (S)

NL

NS

RETAINING NUTS



PART NO	THREAD E	TUBE O.D	DIMENSIONS			MPA
			C	d	S2	
NL-12	M12X1.5	6	14.5	6	14	L
NL-14	M14X1.5	8	14.5	8	17	
NL-16	M16X1.5	10	15.5	10	19	
NL-18	M18X1.5	12	15.5	12	22	
NL-22	M22X1.5	15	17	15	27	
NL-26	M26X1.5	18	18	18	32	
NL-30	M30X2	22	20	22	36	
NL-36	M36X2	28	21	28	41	
NL-45	M45X2	35	24	35	50	
NL-52	M52X2	42	24	42	60	
NS-14	M14X1.5	6	16.5	6	17	S
NS-16	M16X1.5	8	16.5	8	19	
NS-18	M18X1.5	10	17.5	10	22	
NS-20	M20X1.5	12	17.5	12	24	
NS-22	M22X1.5	14	20.5	14	27	
NS-24	M24X1.5	16	20.5	16	30	
NS-30	M30X2	20	24	20	36	
NS-36	M36X2	25	27	25	46	
NS-42	M42X2	30	29	30	50	
NS-52	M52X2	38	32.5	38	60	

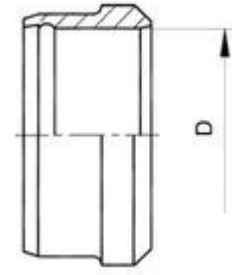
AL AWAIEL



RL-S

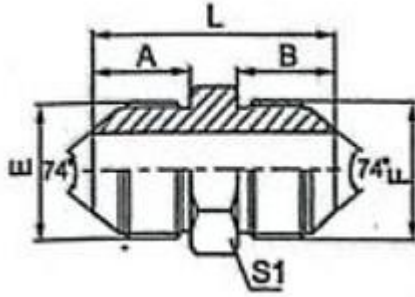
RS-S

CUTTING RING



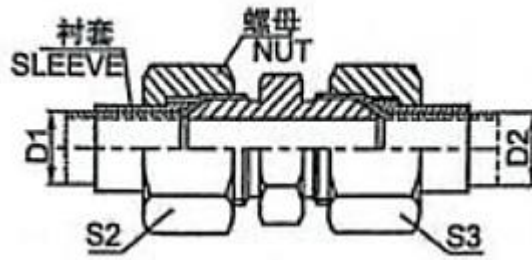
PART NO	Tube O.D. (D) (mm)	MPA
RL-06S	6	Light (L)
RL-08S	8	Light (L)
RL-10S	10	Light (L)
RL-12S	12	Light (L)
RL-15S	15	Light (L)
RL-18S	18	Light (L)
RL-22S	22	Light (L)
RL-28S	28	Light (L)
RL-35S	35	Light (L)
RL-42S	42	Light (L)
RS-06S	6	Heavy (S)
RS-08S	8	Heavy (S)
RS-10S	10	Heavy (S)
RS-12S	12	Heavy (S)
RS-14S	14	Heavy (S)
RS-16S	16	Heavy (S)
RS-20S	20	Heavy (S)
RS-25S	25	Heavy (S)
RS-30S	30	Heavy (S)
RS-38S	38	Heavy (S)

AL AWAIEL HYDROMECHANICAL EQUIPMENT



1Q

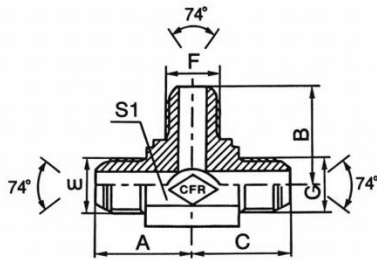
METRIC MALE 74° CONE



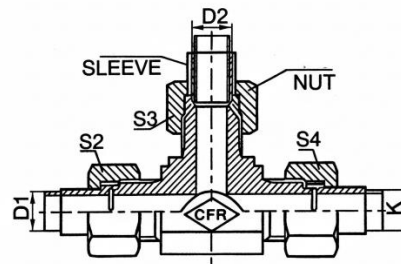
1Q-RN

PART NO	THREAD		TUBE O.D1,D2	DIMENSIONS				
	E	F		A	B	L	S1	S2, S3
1Q-10	M10X1	M10X1	5	12	12	30	12	14
1Q-12	M12X1.5	M12X1.5	6	15.7	15.7	37.5	14	14
1Q-14	M14X1.5	M14X1.5	8	17	17	40	17	17
1Q-16	M16X1.5	M16X1.5	10	18	18	42	17	19
1Q-18	M18X1.5	M18X1.5	12	18	18	42	19	22
1Q-22	M22X1.5	M22X1.5	14	19.5	19.5	47	24	27
1Q-24	M24X1.5	M24X1.5	16	20	20	50	27	30
1Q-27	M27X1.5	M27X1.5	18	20	20	50	30	32
1Q-30	M30X1.5	M30X1.5	20	23	23	57	32	36
1Q-30E	M30X2	M30X2	20	26	26	63	32	36
1Q-33	M33X2	M33X2	22	26	26	63	36	38
1Q-36	M36X2	M36X2	25	26	26	63	38	41
1Q-39	M39X2	M39X2	28	26	26	65	41	46
1Q-42	M42X2	M42X2	32	28.5	28.5	70	46	50
1Q-45	M45X2	M45X2	34	28.5	28.5	70	46	55

AL AWAIEL HYDROMECHANICAL EQUIPMENT



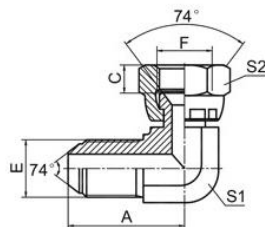
AQ



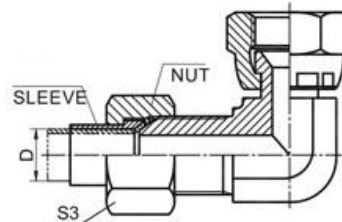
AQ-RN

METRIC MALE 74° CONE TEE

PART NO	THREAD			TUBE O.D D1,D2,D3	DIMENSIONS				
	E	G	F		A	B	C	S1	S2,S3,S4
AQ-14	M14X1.5	M14X1.5	M14X1.5	8	27	27	27	14	17
AQ-16	M16X1.5	M16X1.5	M16X1.5	10	29.5	29.5	29.5	16	19
AQ-18	M18X1.5	M18X1.5	M18X1.5	12	34	34	34	19	22
AQ-22	M22X1.5	M22X1.5	M22X1.5	14	37.5	37.5	37.5	22	27
AQ-27	M27X1.5	M27X1.5	M27X1.5	18	41.5	41.5	41.5	27	32
AQ-30	M30X1.5	M30X1.5	M30X1.5	20	42.8	42.8	42.8	30	36
AQ-33	M33X2	M33X2	M33X2	22	49.5	49.5	49.5	33	38



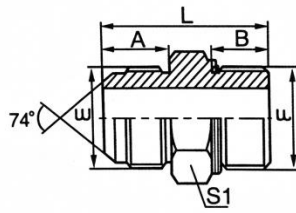
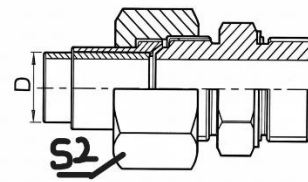
2Q9



2Q9-RN

METRIC MALE 74° CONE/METRIC FEMALE 74° SEAT

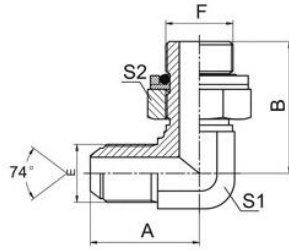
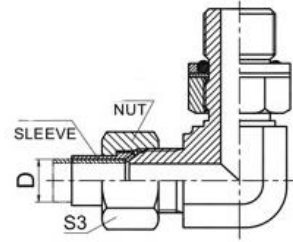
PART NO	THREAD		TUBE O.D D	DIMENSIONS				
	E	F		A	C	S1	S2	S3
2Q9-14	M14X1.5	M14X1.5	8	30.2	8.5	14	19	17
2Q9-16	M16X1.5	M16X1.5	10	32.5	8	16	22	19
2Q9-18	M18X1.5	M18X1.5	12	34	8	19	24	22
2Q9-22	M22X1.5	M22X1.5	14	37.5	10	22	27	27
2Q9-27	M27X1.5	M27X1.5	18	41.5	10	27	32	32
2Q9-30	M30X1.5	M30X1.5	20	45.8	11	30	36	36
2Q9-33	M33X2	M33X2	22	49.5	13	33	41	38
2Q9-36	M36X2	M36X2	25	51.5	13	36	41	41
2Q9-39	M39X2	M39X2	28	55.5	13	41	46	46
2Q9-45	M45X2	M45X2	34	62.5	15	48	55	55

**1QH****1QH-RN**

METRIC 74° CONE/ METRIC MALE

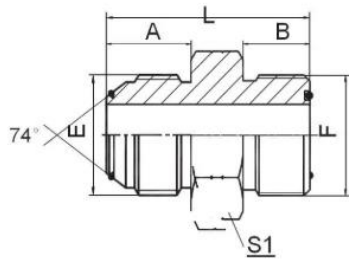
PART NO	THREAD		TUBE O.D D	O RING F	DIMENSIONS				
	E	F			A	B	L	S1	S2
1QH-14-12	M14X1.5	M12X1.5	8	O09.3X2.4	17	11	36.5	17	17
1QH-16-14	M16X1.5	M14X1.5	10	O11.3X2.4	18	11	37.5	19	19
1QH-18-16	M18X1.5	M16X1.5	12	O13.3X2.4	18	11.5	38	22	22
1QH-22-18	M22X1.5	M18X1.5	14	O15.3X2.4	19.5	12.5	40.5	24	27
1QH-27-22	M27X1.5	M22X1.5	18	O19.3X2.4	20	13	44	27	32
1QH-30-27	M30X1.5	M27X2	20	O23.5X3.0	23	16	50	32	36
1QH-33-27	M33X2	M27X2	22	O23.5X3.0	26	16	53	34	38
1QH-36-33	M36X2	M33X2	25	O29.5X3.0	26	16	55	41	41
1QH-39-33	M39X2	M33X2	28	O29.5X3.0	26	16	55	41	46
1QH-45-42	M45X2	M42X2	34	O38.5X3.0	28.5	16	59.5	50	55

AL AWAIEL HYDROMECHANICAL EQUIPMENT

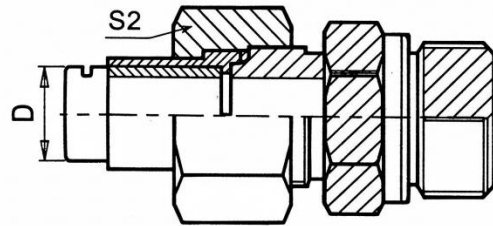
**1QH-0G****1QH9-0G/RN**

90° ELBOW METRIC 74° CONE / METIRC MALE ADJUSTABLE STUD END L-SERIES ISO 6149-3

PART NO	THREAD		TUBE O.D D	O RING F	DIMENSIONS				
	E	F			A	B	S1	S2	S3
1QH9-14-12OG	M14X1.5	M12X1.25	8	O09.3X2.4	30.2	32	14	17	17
1QH9-16-14OG	M16X1.5	M14X1.5	10	O11.3X2.4	32	35.5	16	19	19
1QH9-18-16OG	M18X1.5	M16X1.5	12	O13.3X2.4	34	36	19	22	22
1QH9-22-18OG	M22X1.5	M18X1.5	14	O15.3X2.4	37.5	39.5	22	24	27
1QH9-27-22OG	M27X1.5	M22X1.5	18	O19.3X2.4	41.5	43.5	27	27	32
1QH9-30-27OG	M30X1.5	M27X2	20	O23.5X3.0	45.8	50	30	32	36
1QH9-33-27OG	M33X2	M27X2	22	O23.5X3.0	49.5	52	33	32	41
1QH9-36-33OG	M36X2	M33X2	25	O29.5X3.0	51.5	54	36	41	41
1QH9-39-33OG	M39X2	M33X2	28	O29.5X3.0	55.5	57.2	41	41	46
1QH9-45-42OG	M45X2	M42X2	34	O38.5X3.0	62.5	61	48	50	50



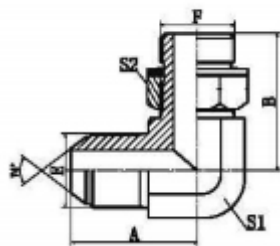
1QG



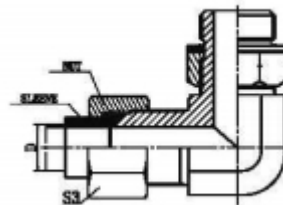
1QG-RN

METRIC MALE 74° CONE / BSP MALE O-RING

PART NO	THREAD		TUBE O.D D	O RING F	DIMENSIONS				
	E	F			A	B	L	S1	S2
1QG-14-04	M14X1.5	G1/4"X19	8	O111	17	11	36	19	17
1QG-16-06	M16X1.5	G3/8"X19	10	O113	18	11.5	40	22	19
1QG-18-06	M18X1.5	G3/8"X19	12	O113	18	11.5	40	22	22
1QG-18-08	M18X1.5	G1/2"X14	12	O115	18	14	43	27	22
1QG-22-08	M22X1.5	G1/2"X14	14	O115	19.5	14	44.5	27	27
1QG-27-12	M27X1.5	G3/4"X14	18	O119	20	15.5	49.5	32	32
1QG-30-12	M30X1.5	G3/4"X14	20	O119	23	15.5	52.5	32	36
1QG-39-16	M39X2	G1"X11	28	O217	26	18	60	41	46
1QG-45-20	M45X2	G1.1/4"X11	34	O222	28.5	20	66.5	50	55



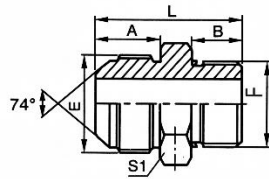
1QG9-OG



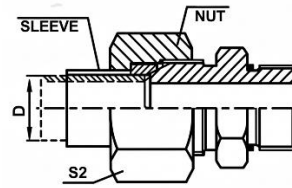
1QG9-OG/RN

90° ELBOW METRIC MALE 74° CONE/ BSP MALE O-RING ADJUSTABLE STUD END

PART NO	THREAD		TUBE O.D D	O RING F	DIMENSIONS				
	E	F			A	B	S1	S2	S3
1QG9-14-04OG	M14X1.5	G1/4"X19	8	O111	29	31.3	14	19	17
1QG9-16-06OG	M16X1.5	G3/8"X19	10	O113	33	35.8	16	22	19
1QG9-18-06OG	M18X1.5	G3/8"X19	12	O113	34	36.8	19	22	22
1QG9-18-08OG	M18X1.5	G1/2"X14	12	O115	36	43.2	22	27	22
1QG9-22-08OG	M22X1.5	G1/2"X14	14	O115	37.5	43.2	22	27	27
1QG9-27-12OG	M27X1.5	G3/4"X14	18	O119	41.5	49.3	27	32	32
1QG9-30-12OG	M30X1.5	G3/4"X14	20	O119	45.8	52	30	32	36
1QG9-39-16OG	M39X2	G1"X11	28	O217	55.5	58	41	41	46
1QG9-45-20OG	M45X2	G1.1/4"X11	34	O222	62.5	63	48	50	55



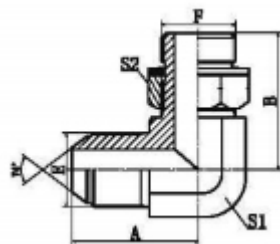
1QO



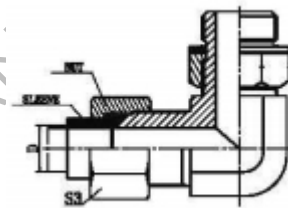
1QO-RN

METRIC MALE 74° CONE /SAE O-RING BOSS L-SERIES ISO 11926-3

PART NO	THREAD		TUBE O.D D	O RING F	DIMENSIONS				
	E	F			A	B	L	S1	S2
1QO-16-06	M16X1.5	9/16"X18	10	O906	18	9.9	35	17	19
1QO-18-08	M18X1.5	3/4"X16	12	O908	18	11.1	37	22	22
1QO-22-10	M22X1.5	7/8"X14	14	O910	19.5	12.7	42	27	27
1QO-27-12	M27X1.5	1.1/16"X12	18	O912	20	15.1	46	32	32
1QO-30-12	M30X1.5	1.1/16"X12	20	O912	23	15.1	49	32	36
1QO-33-16	M33X2	1.5/16"X12	22	O916	26	15.1	54	38	38
1QO-39-16	M39X2	1.5/16"X12	28	O916	26	15.1	58	41	46
1QO-42-20	M42X2	1.5/8"X12	32	O920	28.5	15.1	58	50	50



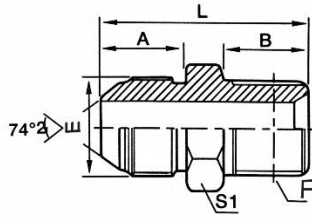
1QO9-OG



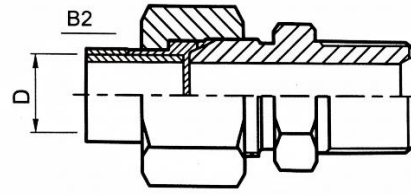
1QO9-OG/RN

90° ELBOW METRIC MALE 74° CONE/ SAE O-RING BOSS L-SERIES ISO 11926-3

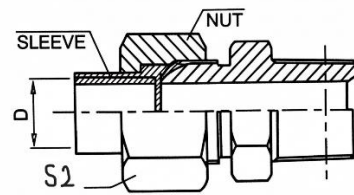
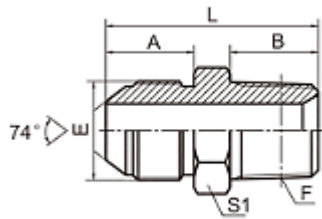
PART NO	THREAD		TUBE O.D D	O RING F	DIMENSIONS				
	E	F			A	B	S1	S2	S3
1QO9-16-06	M16X1.5	9/16"X18	10	O906	32	31.8	16	19	19
1QO9-18-08	M18X1.5	3/4"X16	12	O908	34	36.8	19	24	22
1QO9-22-10	M22X1.5	7/8"X14	14	O910	37.5	44	22	27	27
1QO9-27-12	M27X1.5	1.1/16"X12	18	O912	41.5	51	27	32	32
1QO9-30-12	M30X1.5	1.1/16"X12	20	O912	45.8	53	30	32	36
1QO9-33-16	M33X2	1.5/16"X12	22	O916	51	54.5	33	41	38
1QO9-39-16	M39X2	1.5/16"X12	28	O916	55.5	59.5	41	41	46
1QO9-42-20	M42X2	1.5/8"X12	32	O920	58.5	59	41	50	50

**1QN**

METRIC MALE 74° CONE /NPT MALE

**1QN-RN**

PART NO	THREAD		TUBE O.D D	DIMENSIONS				
	E	F		A	B	L	S1	S2
1QN-12-02	M12X1.5	Z1/8"X27	6	15.7	10.5	32	14	14
1QN-12-04	M12X1.5	Z1/4"X18	6	15.7	15	36.5	14	14
1QN-14-02	M14X1.5	Z1/8"X27	8	17	10.5	33	17	17
1QN-14-04	M14X1.5	Z1/4"X18	8	17	15	38	17	17
1QN-16-04	M16X1.5	Z1/4"X18	10	18	15	39	19	19
1QN-16-06	M16X1.5	Z3/8"X18	10	18	16	40	19	19
1QN-18-04	M18X1.5	Z1/4"X18	12	18	15	39	19	22
1QN-18-06	M18X1.5	Z3/8"X18	12	18	16	40	19	22
1QN-18-08	M18X1.5	Z1/2"X14	12	18	19.5	45.5	24	22
1QN-22-06	M22X1.5	Z3/8"X18	14	19.5	16	43.5	24	27
1QN-22-08	M22X1.5	Z1/2"X14	14	19.5	19.5	47	24	27
1QN-27-06	M27X1.5	Z3/8"X18	18	20	16.5	46	30	32
1QN-27-08	M27X1.5	Z1/2"X14	18	20	19	49	30	32
1QN-27-12	M27X1.5	Z3/4"X14	18	20	19.5	49.5	30	32
1QN-27-16	M27X1.5	Z1"X11.5	18	20	24	55	36	32
1QN-30-12	M30X2	Z3/4"X14	20	23	19.5	53.5	32	36
1QN-33-12	M33X2	Z3/4"X14	22	26	19.5	56.5	36	41
1QN-36-16	M36X2	Z1"X11.5	25	25	25.5	63	41	41
1QN-39-16	M39X2	Z1"X11.5	28	26	25.5	64.5	41	46
1QN-45-16	M45X2	Z1"X11.5	34	28.5	25.5	67	46	50
1QN-45-20	M45X2	Z1.1/4"X11.5	34	28.5	26.5	68	46	50
1QN-45-24	M45X2	Z1.1/2"X11.5	34	28.5	27.5	71	50	50
1QN-52-20	M52X2	Z1.1/4"X11.5	42	30	26.5	71.5	55	60

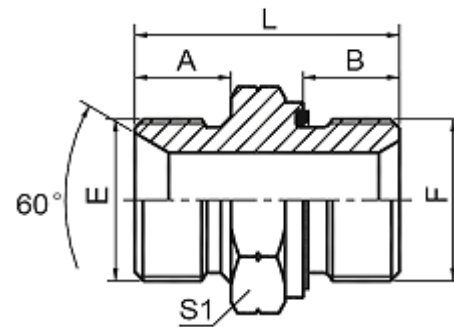
**1QT-SP****1QT-SP/RN**

METRIC MALE 74° CONE / BSPT MALE

PART NO	THREAD		TUBE O.D D	DIMENSIONS				
	E	F		A	B	L	S1	S2
1QT-10-02SP	M10X1	R1/4"X19	5	12	10	28	12	14
1QT-14-04SP	M14X1.5	R1/4"X19	8	17	14.5	37.5	17	17
1QT-14-06SP	M14X1.5	R3/8"X19	8	17	15	38	17	17
1QT-16-04SP	M16X1.5	R1/4"X19	10	18	14.5	38.5	17	19
1QT-16-06SP	M16X1.5	R3/8"X19	10	18	15	39	17	19
1QT-18-04SP	M18X1.5	R1/4"X19	12	18	14.5	38.5	19	22
1QT-18-06SP	M18X1.5	R3/8"X19	12	18	15	39	19	22
1QT-22-08SP	M22X1.5	R1/2"X14	14	19.5	20	47.5	24	27
1QT-27-08SP	M27X1.5	R1/2"X14	18	20	20	50	30	32
1QT-27-12SP	M27X1.5	R3/4"X14	18	20	20	50	30	32
1QT-30-12SP	M30X1.5	R3/4"X14	20	23	20	54	32	36
1QT-33-12SP	M33X2	R3/4"X14	22	26	20	57	36	38
1QT-36-16SP	M36X2	R1"X11	25	26	25.5	61.5	38	41
1QT-39-16SP	M39X2	R1"X11	28	26	25.5	64.5	41	46
1QT-45-20SP	M45X2	R1.1/4"X11	34	28.5	26.5	68	46	55

1B

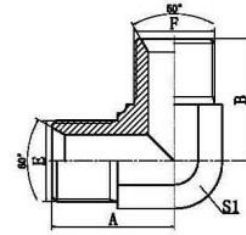
BSP MALE DOUBLE USE FOR 60° CONE
SEAT OR BONDED SEAL / BSP MALE
CAPTIVE SEAL



PART NO	THREAD		DIMENSIONS			
	E	F	A	B	L	S1
1B-02	G1/8"x28	G1/8"x28	10	10	26	14
1B-02-04	G1/8"x28	G1/4"x19	10	12	28	19
1B-02-06	G1/8"x28	G3/8"x19	10	13.5	31.5	22
1B-02-08	G1/8"x28	G1/2"x14	10	16	36	27
1B-04	G1/4"x19	G1/4"x19	12	12	30	19
1B-04-06	G1/4"x19	G3/8"x19	12	13.5	33.5	22
1B-04-08	G1/4"x19	G1/2"x14	12	16	38	27
1B-04-10	G1/4"x19	G5/8"x14	12	17.5	39.5	30
1B-06	G3/8"x19	G3/8"x19	13.5	13.5	33	22
1B-06-08	G3/8"x19	G1/2"x14	13.5	16	39.5	27
1B-06-10	G3/8"x19	G5/8"x14	13.5	17.5	42	30
1B-06-12	G3/8"x19	G3/4"x14	13.5	18.5	43	32
1B-08	G1/2"x14	G1/2"x14	16	16	42	27
1B-08-10	G1/2"x14	G5/8"x14	16	17.5	43.5	30
1B-08-12	G1/2"x14	G3/4"x14	16	18.5	45.5	32
1B-10	G5/8"x14	G5/8"x14	17.5	17.5	45	30
1B-10-12	G5/8"x14	G3/4"x14	17.5	18.5	47	32
1B-10-16	G5/8"x14	G1"x11	17.5	20.5	51.5	41
1B-12	G3/4"x14	G3/4"x14	18.5	18.5	48	32
1B-12-16	G3/4"x14	G1"x11	18.5	20.5	52.5	41
1B-12-20	G3/4"x14	G1.1/4"x11	18.5	20.5	56	50
1B-16	G1"x11	G1"x11	20.5	20.5	54	41
1B-16-20	G1"x11	G1.1/4"x11	20.5	20.5	58	50
1B-16-24	G1"x11	G1.1/2"x11	20.5	23	60.5	55
1B-20	G1.1/4"x11	G1.1/4"x11	20.5	20.5	58	50
1B-20-24	G1.1/4"x11	G1.1/2"x11	20.5	23	60.5	55
1B-24	G1.1/2"x11	G1.1/2"x11	23	23	63	55
1B-24-32	G1.1/2"x11	G2"x11	23	25.5	66.5	70
1B-32	G2"x11	G2"x11	25.5	25.5	68	70
1B-40	G2.1/2"x11	G2.1/2"x11	32	32	81	90
1B-48	G3"x11	G3"x11	36	36	92	100

1B9

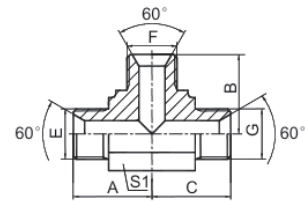
90° ELBOW BSP MALE 60° SEAT



PART NO	THREAD		DIMENSIONS		
	E	F	A	B	S1
1B-02	G1/8"x28	G1/8"x28	19.8	19.8	11
1B-02-04	G1/8"x28	G1/4"x19	23	25	14
1B-04	G1/4"x19	G1/4"x19	24.5	24.5	14
1B-04-06	G1/4"x19	G3/8"x19	26.5	27.5	16
1B-06	G3/8"x19	G3/8"x19	27.5	27.5	16
1B-06-08	G3/8"x19	G1/2"x14	31	34.5	22
1B-08	G1/2"x14	G1/2"x14	34.5	34.5	22
1B-08-12	G1/2"x14	G3/4"x14	37.5	40	27
1B-10	G5/8"x14	G5/8"x14	35	35	22
1B-10-12	G5/8"x14	G3/4"x14	37.5	39	30
1B-12	G3/4"x14	G3/4"x14	40	40	27
1B-12-16	G3/4"x14	G1"x11	43.5	46	33
1B-16	G1"x11	G1"x11	46	46	33
1B-16-20	G1"x11	G1.1/4"x11	50.5	50.5	41
1B-20	G1.1/4"x11	G1.1/4"x11	50.5	50.5	41
1B-20-24	G1.1/4"x11	G1.1/2"x11	54.5	57.5	48
1B-24	G1.1/2"x11	G1.1/2"x11	57.5	57.5	48
1B-32	G2"x11	G2"x11	68	68	63

AB

BSP MALE 60° SEAT TEE

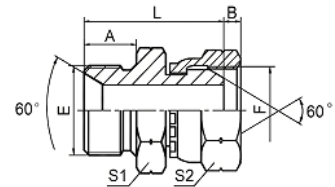


PART NO	THREAD			DIMENSIONS			
	E	F	G	A	B	C	S1
AB-02	G1/8"x28	G1/8"x28	G1/8"x28	19.8	19.8	19.8	11
AB-04	G1/4"x19	G1/4"x19	G1/4"x19	24.5	24.5	24.5	14
AB-04-06-04	G1/4"x19	G3/8"x19	G1/4"x19	26.5	27.5	26.5	16
AB-06-04-06	G3/8"x19	G1/4"x19	G3/8"x19	27.5	26.5	27.5	16
AB-06	G3/8"x19	G3/8"x19	G3/8"x19	27.5	27.5	27.5	16
AB-08-06-08	G3/8"x19	G1/2"x14	G3/8"x19	31	34.5	31	22
AB-08-06-08	G1/2"x14	G3/8"x19	G1/2"x14	34.5	31	34.5	22
AB-08	G1/2"x14	G1/2"x14	G1/2"x14	34.5	34.5	34.5	22
AB-10	G5/8"x14	G5/8"x14	G5/8"x14	35	35	35	22
AB-12	G3/4"x14	G3/4"x14	G3/4"x14	40	40	40	27
AB-12-16-12	G3/4"x14	G1"x11	G3/4"x14	43.5	46	43.5	33
AB-16-12-16	G1"x11	G3/4"x14	G1"x11	46	43.5	46	33
AB-16	G1"x11	G1"x11	G1"x11	46	46	46	33
AB-20	G1.1/4"x11	G1.1/4"x11	G1.1/4"x11	50.5	50.5	50.5	41
AB-24	G1.1/2"x11	G1.1/2"x11	G1.1/2"x11	57.5	57.5	57.5	48
AB-32	G2"x11	G2"x11	G2"x11	72.5	72.5	72.5	63

2B

BSP MALE DOUBLEUSE FOR 60° SEAT

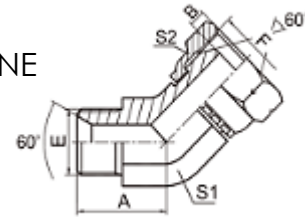
OR BONDED SEAL/BSP FEMALE 60° CONE



PART NO	THREAD		DIMENSIONS				
	E	F	A	B	L	S1	S2
2B-02	G1/8"x28	G1/8"x28	10	5.5	25	14	14
2B-02-04	G1/8"x28	G1/4"x19	10	5.5	27	14	19
2B-04	G1/4"x19	G1/4"x19	12	5.5	29	19	19
2B-04-06	G1/4"x19	G3/8"x19	12	6.3	30.5	19	22
2B-04-08	G1/4"x19	G1/2"x14	12	7.5	32	19	27
2B-06	G3/8"x19	G3/8"x19	13.5	6.3	34	22	22
2B-06-08	G3/8"x19	G1/2"x14	13.5	7.5	35.5	22	27
2B-06-10	G3/8"x19	G5/8"x14	13.5	9.5	36	22	30
2B-08	G1/2"x14	G1/2"x14	16	7.5	40	27	27
2B-08-06	G1/2"x14	G3/8"x19	16	6.3	38.5	27	22
2B-08-12	G1/2"x14	G3/4"x14	16	10.9	41	27	32
2B-10	G5/8"x14	G5/8"x14	17.5	9.5	42	30	30
2B-10-08	G5/8"x14	G1/2"x14	17.5	7.5	41.5	30	27
2B-10-12	G5/8"x14	G3/4"x14	17.5	10.9	42.5	30	32
2B-12	G3/4"x14	G3/4"x14	18.5	10.9	44.5	32	32
2B-12-10	G3/4"x14	G5/8"x14	18.5	9.5	44	32	30
2B-12-16	G3/4"x14	G1"x11	18.5	11.7	46	32	41
2B-16	G1"x11	G1"x11	20.5	11.7	50	41	41
2B-16-12	G1"x11	G3/4"x14	20.5	10.9	49	41	32
2B-16-20	G1"x11	G1.1/4"x11	20.5	11	53	41	50
2B-20	G1.1/4"x11	G1.1/4"x11	20.5	11	55	50	50
2B-20-16	G1.1/4"x11	G1"x11	20.5	11.7	52	50	41
2B-20-24	G1.1/4"x11	G1.1/2"x11	20.5	13	55.5	50	55
2B-24	G1.1/2"x11	G1.1/2"x11	23	13	58	55	55
2B-32	G2"x11	G2"x11	25.5	16	63.5	70	70

2B4

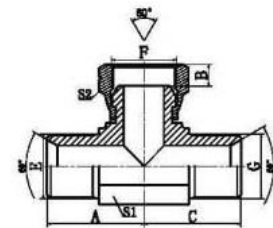
45° ELBOW BSP MALE 60° SEAT/BSP FEMALE 60° CONE



PART NO	THREAD		DIMENSIONS			
	E	F	A	B	S1	S2
2B4-04	G1/4"x19	G1/4"x19	20.3	5.5	14	19
2B4-04-06	G1/4"x19	G3/8"x19	20.3	6.3	14	22
2B4-06	G3/8"x19	G3/8"x19	22	6.3	16	22
2B4-06-04	G3/8"x19	G1/4"x19	22	5.5	16	19
2B4-08	G1/2"x14	G1/2"x14	27	7.5	22	27
2B4-08-06	G1/2"x14	G3/8"x19	27	6.3	22	22
2B4-10	G5/8"x14	G5/8"x14	28.5	9.5	22	30
2B4-10-08	G5/8"x14	G1/2"x14	28.5	7.5	22	27
2B4-12	G3/4"x14	G3/4"x14	31	10.9	27	32
2B4-16	G1"x11	G1"x11	35	11.7	33	41
2B4-20	G1.1/4"x11	G1.1/4"x11	38.5	11	41	50
2B4-24	G1.1/2"x11	G1.1/2"x11	44	13	48	55
2B4-32	G2"x11	G2"x11	51	16	63	70

BB

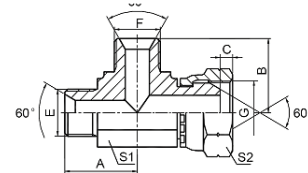
BSP MALE 60° SEAT /BSP FEMALE 60° CONE BRANCH TEE



PART NO	THREAD			DIMENSIONS				
	E	F	G	A	B	C	S1	S2
BB-02	G1/8"x28	G1/8"x28	G1/8"x28	19.8	5.5	19.8	11	14
BB-04	G1/4"x19	G1/4"x19	G1/4"x19	24.5	5.5	24.5	14	19
BB-06	G3/8"x19	G3/8"x19	G3/8"x19	27.5	6.3	27.5	16	22
BB-08	G1/2"x14	G1/2"x14	G1/2"x14	34.5	7.5	34.5	22	27
BB-12	G3/4"x14	G3/4"x14	G3/4"x14	40	10.9	40	27	32
BB-16	G1"x11	G1"x11	G1"x11	46	11.7	46	33	41
BB-20	G1.1/4"x11	G1.1/4"x11	G1.1/4"x11	50.5	11	50.5	41	50
BB-24	G1.1/2"x11	G1.1/2"x11	G1.1/2"x11	57.5	13	57.5	48	55
BB-32	G2"x11	G2"x11	G2"x11	72.5	16	72.5	63	70

CB

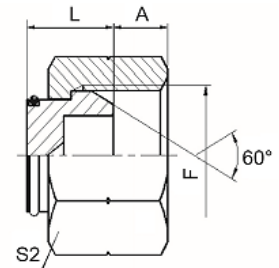
BSP MALE 60° - SEAT/BSP FEMALE 60° CONE RUN TEE



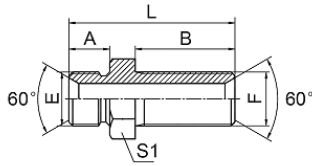
PART NO	THREAD			DIMENSIONS				
	E	F	G	A	B	C	S1	S2
CB-02	G1/8"x28	G1/8"x28	G1/8"x28	19.8	19.8	5.5	11	14
CB-04	G1/4"x19	G1/4"x19	G1/4"x19	25	25	5.5	14	19
CB-06	G3/8"x19	G3/8"x19	G3/8"x19	27.5	27.5	6.3	16	22
CB-08	G1/2"x14	G1/2"x14	G1/2"x14	34.5	34.5	7.5	22	27
CB-10	G5/8"x14	G5/8"x14	G5/8"x14	34.5	34.5	9.5	22	30
CB-12	G3/4"x14	G3/4"x14	G3/4"x14	40	40	10.9	27	32
CB-16	G1"x11	G1"x11	G1"x11	46	46	11.7	33	41
CB-20	G1.1/4"x11	G1.1/4"x11	G1.1/4"x11	50.5	50.5	11	41	50
CB-24	G1.1/2"x11	G1.1/2"x11	G1.1/2"x11	57.5	57.5	13	48	55
CB-32	G2"x11	G2"x11	G2"x11	72.5	72.5	16	63	70

9B

BSP FEMALE 60° CONE PLUG

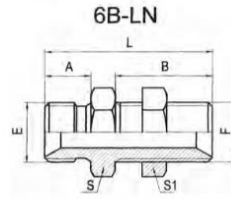


PART NO.	THREAD E	A	L	S2
9B-02	G1/8"x28	5.5	11.5	14
9B-04	G1/4"x19	5.5	13.5	19
9B-06	G3/8"x19	6.3	14.5	22
9B-08	G1/2"x14	7.5	16	27
9B-10	G5/8"x14	9.5	16.5	30
9B-12	G3/4"x14	10.9	17.5	32
9B-16	G1"x11	11.7	19	41
9B-20	G1.1/4"x11	11	21.5	50
9B-24	G1.1/2"x11	13	22	55
9B-32	G2"x11	16	26.5	70



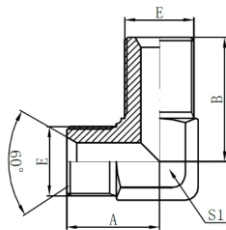
6B

BSP MALE 60° SEAT BULKHEAD



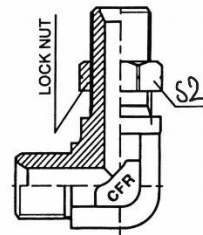
6B-LN

PART NO	THREAD		DIMENSIONS				
	E	F	A	B	C	S1	S2
6B-02	G1/8"x28	G1/8"x28	10	33	49	14	14
6B-04	G1/4"x19	G1/4"x19	12	35	53	19	19
6B-06	G3/8"x19	G3/8"x19	13.5	35	58.5	22	22
6B-08	G1/2"x14	G1/2"x14	16	39	65	27	27
6B-10	G5/8"x14	G5/8"x14	17.5	40	67.5	30	30
6B-12	G3/4"x14	G3/4"x14	18.5	42	71.5	32	32
6B-16	G1"x11	G1"x11	20.5	50	84	41	41
6B-20	G1.1/4"x11	G1.1/4"x11	20.5	52	89.5	50	50
6B-24	G1.1/2"x11	G1.1/2"x11	23	55	93	55	55
6B-32	G2"x11	G2"x11	25.5	55	97.5	70	70



6B9

90° ELBOW BSP MALE 60° SEAT BULKHEAD

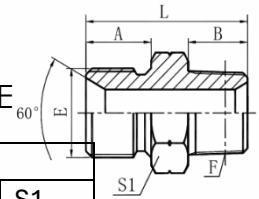


6B9-LN

PART NO	THREAD		DIMENSIONS			
	E	F	A	B	S1	S2
6B9-04	G1/4"X19	G1/4"X19	25	51	16	19
6B9-06	G3/8"X19	G3/8"X19	29	53.5	19	22
6B9-08	G1/2"X14	G1/2"X14	34.5	58.5	22	22
6B9-12	G3/4"X14	G3/4"X14	41	64	30	32
6B9-16	G1"X11	G1"X11	47.5	71	33	41

1BT-SP

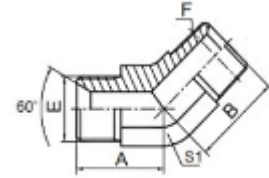
BSP MALE DOUBLE USE FOR 60° SEAT OR BONDED SEAUBSPT MALE



PART NO	THREAD		DIMENSIONS			
	E	F	A	B	L	S1
1BT-02SP	G1/8"X28	R1/8"X28	10	10	26	14
1BT-02-04SP	G1/8"X28	R1/4"X19	10	14.5	30.5	14
1BT-04SP	G1/4"X19	R1/4"X19	12	14.5	32	19
1BT-04-02SP	G1/4"X19	R1/8"X28	12	10	28	19
1BT-04-06SP	G1/4"X19	R3/8"X19	12	15	32	19
1BT-04-08SP	G1/4"X19	R1/2"X14	12	20	40	24
1BT-06SP	G3/8"X19	R3/8"X19	13.5	15	35.5	22
1BT-06-04SP	G3/8"X19	R1/4"X19	13.5	14.5	35.5	22
1BT-06-08SP	G3/8"X19	R1/2"X14	13.5	20	40.5	24
1BT-08SP	G1/2"X14	R1/2"X14	16	20	45	27
1BT-08-04SP	G1/2"X14	R1/4"X19	16	14.5	40.5	27
1BT-08-06SP	G1/2"X14	R3/8"X19	16	15	40	27
1BT-08-12SP	G1/2"X14	R3/4"X14	16	20	45	30
1BT-10SP	G5/8"X14	R3/8"X19	17.5	15	41.5	30
1BT-10-08SP	G5/8"X14	R1/2"X14	17.5	20	46.5	30
1BT-10-12SP	G5/8"X14	R3/4"X14	17.5	20	46.5	30
1BT-10-16SP	G5/8"X14	R1"X11	17.5	25.5	54	36
1BT-12SP	G3/4"X14	R3/4"X14	18.5	20	48.5	32
1BT-12-08SP	G3/4"X14	R1/2"X14	18.5	20	49.5	32
1BT-12-16SP	G3/4"X14	R1"X11	18.5	25.5	53.5	36
1BT-12-20SP	G3/4"X14	R1.1/4"X11	18.5	26.5	58	46
1BT-16SP	G1"X11	R1"X11	20.5	25.5	58	41
1BT-16-12SP	G1"X11	R3/4"X14	20.5	20	53	41
1BT-16-20SP	G1"X11	R1.1/4"X11	20.5	26.5	60	46
1BT-20SP	G1.1/4"X11	R1.1/4"X11	20.5	26.5	62	50
1BT-20-12SP	G1.1/4"X11	R3/4"X14	20.5	20.5	56	50
1BT-20-16SP	G1.1/4"X11	R1"X11	20.5	25.5	61	50
1BT-20-24SP	G1.1/4"X11	R1.1/2"X11	20.5	26.5	62	50
1BT-24SP	G1.1/2"X11	R1.1/2"X11	23	26.5	64.5	55
1BT-24-16SP	G1.1/2"X11	R1"X11	23	25.5	63.5	55
1BT-24-20SP	G1.1/2"X11	R1.1/4"X11	23	26.5	64.5	55
1BT-24-32SP	G1.1/2"X11	R2"X11	23	30	70	65
1BT-32SP	G2"X11	R2"X11	25.5	30	72.5	70
1BT-32-20SP	G2"X11	R1.1/4"X11	25.5	27	68.5	70
1BT-32-24SP	G2"X11	R1.1/2"X11	25.5	26.5	68.5	70
1BT-40SP	G2.1/2"X11	R2.1/2"X11	32	34	83	90
1BT-48SP	G3"X11	R3"X11	36	38	94	100

1BT4-SP

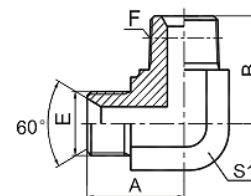
45° ELBOW BSP MALE 60° SEAT/BSPT MALE



PART NO	THREAD		DIMENSIONS		
	E	F	A	B	S1
1BT4-02SP	G1/8"X28	R1/8"X28	17	17	11
1BT4-04SP	G1/4"X19	R1/4"X19	20.3	21	14
1BT4-04-06SP	G1/4"X19	R3/8"X19	20.5	23	16
1BT4-06SP	G3/8"X19	R3/8"X19	22	23	16
1BT4-06-04SP	G3/8"X19	R1/4"X19	22	21	16
1BT4-06-08SP	G3/8"X19	R1/2"X14	24	29.5	22
1BT4-08-12SP	G3/8"X19	R3/4"X14	25.5	30.5	27
1BT4-08SP	G1/2"X14	R1/2"X14	27	29.5	22
1BT4-08-06SP	G1/2"X14	R3/8"X19	27	25	22
1BT4-08-12SP	G1/2"X14	R3/4"X14	28.5	30.5	27
1BT4-10-08SP	G5/8"X14	R1/2"X14	28.5	29.5	22
1BT4-10-12SP	G5/8"X14	R3/4"X14	29	35	27
1BT4-12SP	G3/4"X14	R3/4"X14	31	30.5	27
1BT4-12-08SP	G3/4"X14	R1/2"X14	31	30.5	27
1BT4-12-16SP	G3/4"X14	R1"X11	32.5	38	33
1BT4-16SP	G1"X11	R1"X11	35	38	33
1BT4-16-12SP	G1"X11	R3/4"X14	35	32.5	33
1BT4-16-20SP	G1"X11	R1.1/4"X11	38.5	43	41
1BT4-20SP	G1.1/4"X11	R1.1/4"X11	38.5	43	41
1BT4-20-16SP	G1.1/4"X11	R1"X11	38.5	42	41
1BT4-20-24SP	G1.1/4"X11	R1.1/2"X11	41.5	47.5	48
1BT4-24SP	G1.1/2"X11	R1.1/2"X11	44	47.5	48
1BT4-24-20SP	G1.1/2"X11	R1.1/4"X11	44	45.5	48
1BT4-24-32SP	G1.1/2"X11	R2"X11	51	60.5	63
1BT4-32SP	G2"X11	R2"X11	49.5	55.5	63
1BT4-32-24SP	G2"X11	R1.1/2"X11	51	52.5	63

1BT9-SP

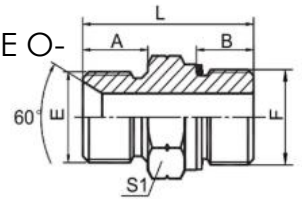
90° ELBOW BSP MALE 60° SEAT/BSPT MALE



PART NO	THREAD		DIMENSIONS		
	E	F	A	B	S1
1BT9-02SP	G1/8"X28	R1/8"X28	20	21	11
1BT9-02-04SP	G1/8"X28	R1/4"X19	22.3	25.5	14
1BT9-04SP	G1/4"X19	R1/4"X19	24.5	25.5	14
1BT9-04-02SP	G1/4"X19	R1/8"X28	25	23.5	14
1BT9-04-06SP	G1/4"X19	R3/8"X19	25	28.5	16
1BT9-04-08SP	G1/4"X19	R1/2"X14	30	36	22
1BT9-06SP	G3/8"X19	R3/8"X19	27.5	28.5	16
1BT9-06-04SP	G3/8"X19	R1/4"X19	27.5	26.5	16
1BT9-06-08SP	G3/8"X19	R1/2"X14	31	36	22
1BT9-08SP	G1/2"X14	R1/2"X14	34.5	36	22
1BT9-08-04SP	G1/2"X14	R1/4"X19	34.5	30.5	22
1BT9-08-06SP	G1/2"X14	R3/8"X19	34.5	32.5	22
1BT9-08-12SP	G1/2"X14	R3/4"X14	37.5	43.5	27
1BT9-08-16SP	G1/2"X14	R1"X11	41	50	33
1BT9-10-08SP	G5/8"X14	R1/2"X14	35	36	22
1BT9-10-12SP	G5/8"X14	R3/4"X14	39	43.5	27
1BT9-12SP	G3/4"X14	R3/4"X14	40	43	27
1BT9-12-06SP	G3/4"X14	R3/8"X19	40	36	27
1BT9-12-08SP	G3/4"X14	R1/2"X14	40	39.5	27
1BT9-12-16SP	G3/4"X14	R1"X11	43.5	50	33
1BT9-12-20SP	G3/4"X14	R1.1/4"X11	46	58.5	41
1BT9-16SP	G1"X11	R1"X11	46	50	33
1BT9-16-08SP	G1"X11	R1/2"X14	46	43	33
1BT9-16-12SP	G1"X11	R3/4"X14	46	47.5	33
1BT9-16-20SP	G1"X11	R1.1/4"X11	50.5	58.5	41
1BT9-20SP	G1.1/4"X11	R1.1/4"X11	52	59	41
1BT9-20-12SP	G1.1/4"X11	R3/4"X14	50.5	54	41
1BT9-20-16SP	G1.1/4"X11	R1"X11	52	56.5	41
1BT9-20-24SP	G1.1/4"X11	R1.1/2"X11	54.5	62.5	48
1BT9-24SP	G1.1/2"X11	R1.1/2"X11	57.5	62	48
1BT9-24-20SP	G1.1/2"X11	R1.1/4"X11	57.5	61	48
1BT9-24-32SP	G1.1/2"X11	R2"X11	66	75	63
1BT9-32SP	G2"X11	R2"X11	67	72	63
1BT9-32-24SP	G2"X11	R1.1/2"X11	68	75	63

1BG

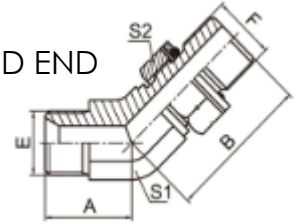
BSP MALE DOUBLE USE FOR 60° SEAT OR BONDED SEAL/BSP MALE O-RING



PART NO	THREAD		O RING	DIMENSIONS			
	E	F		A	B	L	S1
1BG-02	G1/8"X28	G1/8"X28	O011	10	9.5	27	14
1BG-04	G1/4"X19	G1/4"X19	O111	12	11	31	19
1BG-04-06	G1/4"X19	G3/8"X19	O113	12	11.5	32	22
1BG-06	G3/8"X19	G3/8"X19	O113	13.5	11.5	33	22
1BG-06-04	G3/8"X19	G1/4"X19	O111	13.5	11	32.5	22
1BG-08	G1/2"X14	G1/2"X14	O115	13.5	14	38.5	27
1BG-06-08	G3/8"X19	G1/2"X14	O115	16	14	41	27
1BG-08-06	G1/2"X14	G3/8"X19	O113	16	11.5	36	27
1BG-08-12	G1/2"X14	G3/4"X14	O119	16	15.5	45.5	32
1BG-10-08	G5/8"X14	G1/2"X14	O115	17.5	14	44.5	30
1BG-12	G3/4"X14	G3/4"X14	O119	18.5	15.5	46	32
1BG-12-08	G3/4"X14	G1/2"X14	O115	18.5	14	45.5	32
1BG-16-08	G1"X11	G1/2"X14	O115	20.5	14	50.5	41
1BG-16	G1"X11	G1"X11	O217	20.5	18	53	41
1BG-16-12	G1"X11	G3/4"X14	O119	20.5	15.5	52	41
1BG-20	G1.1/4"X11	G1.1/4"X11	O222	20.5	20	58.5	50
1BG-24	G1.1/2"X11	G1.1/2"X11	O224	23	21.5	62.5	55

1BG4-OG

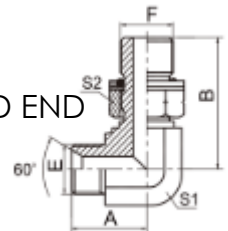
45° ELBOW BSP MALE 60° SEAT/BSPMALE O-RING ADJUSTABLE STUD END



PART NO	THREAD		O RING	DIMENSIONS			
	E	F		A	B	S1	S2
1BG4-04OG	G1/4"X19	G1/4"X19	O111	22	28	14	19
1BG4-04-06OG	G1/4"X19	G3/8"X19	O113	21	30	16	22
1BG4-04-08OG	G1/4"X19	G1/2"X14	O115	22.5	36	22	27
1BG4-06OG	G3/8"X19	G3/8"X19	O113	21	30	16	22
1BG4-06-08OG	G3/8"X19	G1/2"X14	O115	23.5	36	22	27
1BG4-08OG	G1/2"X14	G1/2"X14	O115	27	36	22	27
1BG4-12OG	G3/4"X14	G3/4"X14	O119	32	42	27	32
1BG4-12-16OG	G3/4"X14	G1"X11	O217	32.5	44	33	41
1BG4-16OG	G1"X11	G1"X11	O217	34	44	33	41
1BG4-20OG	G1.1/4"X11	G1.1/4"X11	O222	38.5	47.5	41	50
1BG4-24OG	G1.1/2"X11	G1.1/2"X11	O224	44	51.5	48	55

1 BG9-OG

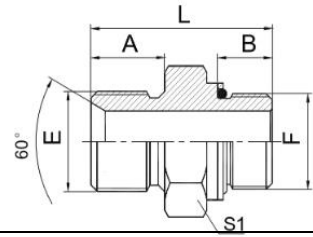
90° ELBOW BSP MALE 60° SEAT/BSPMALE O-RING ADJUSTABLE STUD END



PART NO	THREAD		O RING	DIMENSIONS			
	E	F		A	B	S1	S2
1BG9-04OG	G1/4"X19	G1/4"X19	O111	25	31.5	14	19
1BG9-04-06OG	G1/4"X19	G3/8"X19	O113	26.5	36.8	16	22
1BG9-06OG	G3/8"X19	G3/8"X19	O113	28	36.8	16	22
1BG9-06-08OG	G3/8"X19	G1/2"X14	O115	31	43.2	22	27
1BG9-08OG	G1/2"X14	G1/2"X14	O115	34.5	43.2	22	27
1BG9-08-12OG	G1/2"X14	G3/4"X14	O119	40	49.3	27	32
1BG9-12OG	G3/4"X14	G3/4"X14	O119	40	49.3	27	32
1BG9-12-16OG	G3/4"X14	G1"X11	O217	45	53	33	41
1BG9-16OG	G1"X11	G1"X11	O217	46	53	33	41
1BG9-20-16OG	G1.1/4"X11	G1"X11	O217	50.5	58	41	41
1BG9-20OG	G1.1/4"X11	G1.1/4"X11	O222	51.5	58	41	50
1BG9-24OG	G1.1/2"X11	G1.1/2"X11	O224	58.5	63	48	55

1BH

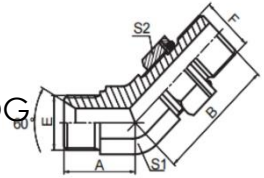
BSP MALE DOUBLE USE FOR 60° SEAT OR BONDED SEAL/
METRIC MALE L-SERIES



PART NO	THREAD		O RING	DIMENSIONS			
	E	F		A	B	S1	L
1BH-02-10	G1/8"X28	M10X1	O08.1X1.6	10	8.5	14	25
1BH-02-12	G1/8"X28	M12X1.5	O09.3X2.4	10	11	17	28
1BH-04-12	G1/4"X19	M12X1.5	O09.3X2.4	12	11	19	30
1BH-04-14	G1/4"X19	M14X1.5	O11.3X2.4	12	11	19	31.5
1BH-04-16	G1/4"X19	M16X1.5	O13.3X2.4	12	11.5	22	31.5
1BH-06-14	G3/8"X19	M14X1.5	O11.3X2.4	13.5	11	22	35
1BH-06-16	G3/8"X19	M16X1.5	O13.3X2.4	13.5	11.5	22	33
1BH-06-18	G3/8"X19	M18X1.5	O15.3X2.4	13.5	12.5	24	36.5
1BH-08-18	G1/2"X14	M18X1.5	O15.3X2.4	16	12.5	27	41
1BH-08-22	G1/2"X14	M22X1.5	O19.3X2.4	16	13	27	41.5
1BH-10-22	G5/8"X14	M22X1.5	O19.3X2.4	17.5	13	30	43
1BH-12-16	G3/4"X14	M16X1.5	O13.3X2.4	18.5	11.5	32	43.5
1BH-12-22	G3/4"X14	M22X1.5	O19.3X2.4	18.5	13	32	45
1BH-12-27	G3/4"X14	M27X2	O23.5X3.0	18.5	16	32	45.5
1BH-16-27	G1"X11	M27X2	O23.5X3.0	20.5	16	41	49
1BH-16-33	G1"X11	M33X2	O29.5X3.0	20.5	16	41	49.5
1BH-20-42	G1.1/4"X11	M42X2	O38.5X3.0	20.5	16	50	51.5
1BH-24-48	G1.1/2"X11	M48X2	O44.5X3.0	23	17.5	55	55.5

1BH4-OG

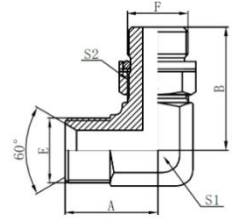
45° ELBOW BSP MALE 60° SEAT / METRIC MALE L-SERIES 1BH4-OG



PART NO	THREAD		O RING	DIMENSIONS			
	E	F		A	B	S1	S2
1BH4-02-10OG	G1/8"X28	M10X1	O08.1X1.6	17	23.5	11	14
1BH4-02-12OG	G1/8"X28	M12X1.5	O09.3X2.4	17	27.5	11	17
1BH4-04-12OG	G1/4"X19	M12X1.5	O09.3X2.4	20.3	28.3	14	17
1BH4-04-14OG	G1/4"X19	M14X1.5	O11.3X2.4	20.3	28.3	14	19
1BH4-04-16OG	G1/4"X19	M16X1.5	O13.3X2.4	20.8	29.3	16	22
1BH4-06-14OG	G3/8"X19	M14X1.5	O11.3X2.4	22.3	28.8	16	19
1BH4-06-16OG	G3/8"X19	M16X1.5	O13.3X2.4	22.3	29.3	16	22
1BH4-06-18OG	G3/8"X19	M18X1.5	O15.3X2.4	23	31	19	24
1BH4-08-18OG	G1/2"X14	M18X1.5	O15.3X2.4	27.3	33.3	22	24
1BH4-08-22OG	G1/2"X14	M22X1.5	O19.3X2.4	27.3	33.3	22	27
1BH4-10-22OG	G5/8"X14	M22X1.5	O19.3X2.4	27.8	33.3	22	27
1BH4-12-22OG	G3/4"X14	M22X1.5	O19.3X2.4	31	34.5	27	27
1BH4-12-27OG	G3/4"X14	M27X2	O23.5X3.0	31	39.5	27	32
1BH4-16-27OG	G1"X11	M27X2	O23.5X3.0	34.5	40.5	33	32
1BH4-16-33OG	G1"X11	M33X2	O29.5X3.0	34.5	41	33	41
1BH4-20-42OG	G1.1/4"X11	M42X2	O38.5X3.0	39	45.5	41	50
1BH4-24-48OG	G1.1/2"X11	M48X2	O44.5X3.0	44	49.5	48	55

1BH9-OG

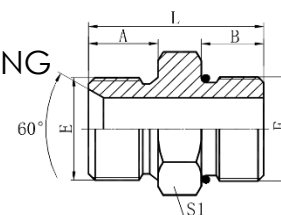
90° ELBOW BSP MALE 60° SEAT / METRIC MALE L-SERIES 1BH4-OG



PART NO	THREAD		O RING	DIMENSIONS			
	E	F		A	B	S1	S2
1BH9-02-10OG	G1/8"X28	M10X1	Ø06.1X1.6	20	26.5	11	14
1BH9-02-12OG	G1/8"X28	M12X1.5	Ø09.3X2.4	20	30.5	11	17
1BH9-04-12OG	G1/4"X19	M12X1.5	Ø09.3X2.4	24.5	32	14	17
1BH9-04-14OG	G1/4"X19	M14X1.5	Ø11.3X2.4	24.5	32.5	14	19
1BH9-04-16OG	G1/4"X19	M16X1.5	Ø13.3X2.4	26.5	34.8	16	22
1BH9-06-14OG	G3/8"X19	M14X1.5	Ø11.3X2.4	27.5	34	16	19
1BH9-06-16OG	G3/8"X19	M16X1.5	Ø13.3X2.4	27.5	34.8	16	22
1BH9-06-18OG	G3/8"X19	M18X1.5	Ø15.3X2.4	28.5	37	19	24
1BH9-08-18OG	G1/2"X14	M18X1.5	Ø15.3X2.4	34.5	39.5	22	24
1BH9-08-22OG	G1/2"X14	M22X1.5	Ø19.3X2.4	34.5	40.2	22	27
1BH9-10-22OG	G5/8"X14	M22X1.5	Ø19.3X2.4	35	40.2	22	27
1BH9-12-22OG	G3/4"X14	M22X1.5	Ø19.3X2.4	40	43.5	27	27
1BH9-12-27OG	G3/4"X14	M27X2	Ø23.5X3.0	40	48.5	27	32
1BH9-16-27OG	G1"X11	M27X2	Ø23.5X3.0	46	52	33	32
1BH9-16-33OG	G1"X11	M33X2	Ø29.5X3.0	46	52.5	33	41
1BH9-20-42OG	G1.1/4"X11	M42X2	Ø38.5X3.0	50.5	57.2	41	50
1BH9-24-48OG	G1.1/2"X11	M48X2	Ø44.5X3.0	57.5	62.5	48	55

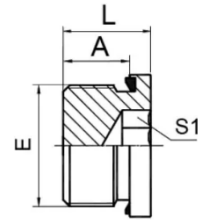
1BO

BSP MALE DOUBLE USE FOR 60° SEAT OR BONDED SEAL/ SAE O-RING
BOSS L-SERIES ISO 11926-3



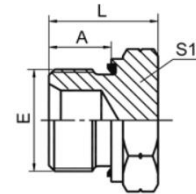
PART NO	THREAD		O RING	DIMENSIONS			
	E	F		A	B	L	S1
1BO-04	G1/4"X19	7/16"X20	Ø904	12	9.1	29.5	19
1BO-04-05	G1/4"X19	1/2"X20	Ø905	12	9.1	29.5	19
1BO-04-06	G1/4"X19	9/16"X18	Ø906	12	9.9	32	19
1BO-04-08	G1/4"X19	3/4"X16	Ø908	12	11.1	31	22
1BO-05	G3/8"X19	9/16"X18	Ø906	13.5	9.9	33.5	22
1BO-06-04	G3/8"X19	7/16"X20	Ø904	13.5	9.1	33	22
1BO-06-08	G3/8"X19	3/4"X16	Ø908	13.5	11.1	36	24
1BO-06-10	G3/8"X19	7/8"X14	Ø910	13.5	12.7	39.5	27
1BO-08	G1/2"X14	3/4"X16	Ø908	16	11.1	38	27
1BO-08-06	G1/2"X14	9/16"X18	Ø906	16	9.9	36	27
1BO-08-10	G1/2"X14	7/8"X14	Ø910	16	12.7	42	27
1BO-08-12	G1/2"X14	1.1/16"X12	Ø912	16	15.1	42.5	36
1BO-10	G5/8"X14	7/8"X14	Ø910	17.5	12.7	43.5	30
1BO-10-08	G5/8"X14	3/4"X16	Ø908	17.5	11.1	41.5	30
1BO-10-12	G5/8"X14	1.1/16"X12	Ø912	17.5	15.1	47	34
1BO-12	G3/4"X14	1.1/16"X12	Ø912	18.5	15.1	48	34
1BO-12-08	G3/4"X14	3/4"X16	Ø908	18.5	11.1	40.5	32
1BO-12-10	G3/4"X14	7/8"X14	Ø910	18.5	12.7	45.5	32
1BO-12-14	G3/4"X14	1.3/16"X12	Ø914	18.5	15.1	48	38
1BO-12-16	G3/4"X14	1.5/16"X12	Ø916	18.5	15.1	50.7	41
1BO-16	G1"X11	1.5/16"X12	Ø916	20.5	15.1	52.6	41
1BO-16-10	G1"X11	7/8"X14	Ø910	20.5	12.7	49.5	41
1BO-16-12	G1"X11	1.1/16"X12	Ø912	20.5	15.1	52	41
1BO-16-14	G1"X11	1.3/16"X12	Ø914	20.5	15.1	52	41
1BO-16-20	G1"X11	1.5/8"X12	Ø920	20.5	15.1	54.7	50
1BO-20	G1.1/4"X11	1.5/8"X12	Ø920	20.5	15.1	54.7	50
1BO-20-16	G1.1/4"X11	1.5/16"X12	Ø916	20.5	15.1	54.7	50
1BO-24	G1.1/2"X11	1.7/8"X12	Ø924	23	15.1	57	55

4BN-WD



BSP MALE CAPTIVE SEAL HOLLOW HEX PLUG

PART NO.	THREAD	CAPTIVE	DIMENSIONS		
	E		E end	A	L
4BN-02WD	G1/8"x28	WD-B02	8	12.2	5
4BN-04WD	G1/4"x19	WD-B04	12	17.2	6
4BN-06WD	G3/8"x19	WD-B06	12	17.2	8
4BN-08WD	G1/2"x14	WD-B08	14	19.2	10
4BN-12WD	G3/4"x14	WD-B12	16	21.2	12
4BN-16WD	G1"x11	WD-B16	16	22.8	17
4BN-20WD	G1.1/4"x11	WD-B20	20	26.8	22
4BN-24WD	G1.1/2"x11	D-B24	22	28.8	24



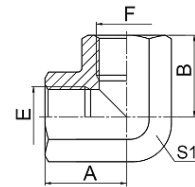
4B-WD

BSP MALE CAPTIVE SEAL PLUG

PART NO.	THREAD	CAPTIVE	DIMENSIONS		
	E		E END	A	L
4B-02WD	G1/8"X28	WD-B02	8	15.5	14
4B-04WD	G1/4"X19	WD-B04	12	19.6	19
4B-06WD	G3/8"X19	WD-B06	12	22.5	22
4B-08WD	G1/2"X14	WD-B08	14	25	27
4B-12WD	G3/4"X14	WD-B12	16	29	32
4B-16WD	G1"X11	WD-B16	18	35	41
4B-20WD	G1.1/4"X11	WD-B20	20	37	50
4B-24WD	G1.1/2"X11	WD-B24	22	40	55

7B9-PK

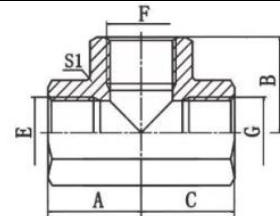
90° ELBOW BSP FEMALE ISO 1179



PART NO	THREAD		DIMENSIONS		
	E	F	A	B	S1
7B9-02PK	G1/8"X28	G1/8"X28	20	20	16
7B9-04PK	G1/4"X19	G1/4"X19	22.5	22.5	19
7B9-06PK	G3/8"X19	G3/8"X19	26	26	24
7B9-08PK	G1/2"X14	G1/2"X14	31	31	27
7B9-12PK	G3/4"X14	G3/4"X14	34	34	33
7B9-16PK	G1"X11	G1"X11	42	42	41
7B9-20PK	G1.1/4"X11	G1.1/4"X11	48	48	50
7B9-24PK	G1.1/2"X11	G1.1/2"X11	53	53	60
7B9-32PK	G2"X11	G2"X11	62	62	70

GB-PK

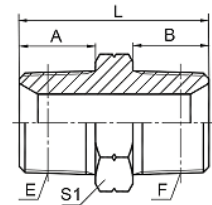
BSP FEMALE ISO 1179 TEE



PART NO	THREAD			DIMENSIONS			
	E	F	G	A	B	C	S1
GB-02PK	G1/8"X28	G1/8"X28	G1/8"X28	20	20	20	16
GB-04PK	G1/4"X19	G1/4"X19	G1/4"X19	22.5	22.5	22.5	19
GB-06PK	G3/8"X19	G3/8"X19	G3/8"X19	26	26	26	24
GB-08PK	G1/2"X14	G1/2"X14	G1/2"X14	31	31	31	27
GB-12PK	G3/4"X14	G3/4"X14	G3/4"X14	34	34	34	33
GB-16PK	G1"X11	G1"X11	G1"X11	42	42	42	41
GB-20PK	G1.1/4"X11	G1.1/4"X11	G1.1/4"X11	48	48	48	50
GB-24PK	G1.1/2"X11	G1.1/2"X11	G1.1/2"X11	53	53	53	60
GB-32PK	G2"X11	G2"X11	G2"X11	62	62	62	70

1T-SP

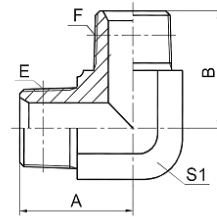
BSPT MALE



PART NO	THREAD		DIMENSIONS			S1
	E	F	A	B	L	
1T-02SP	R1/8"X28	R1/8"X28	10	10	26	12
1T-02-04SP	R1/8"X28	R1/4"X19	10	14.5	30.5	14
1T-02-06SP	R1/8"X28	R3/8"X19	10	15	31	17
1T-04SP	R1/4"X19	R1/4"X19	14.5	14.5	34	14
1T-04-06SP	R1/4"X19	R3/8"X19	14.5	15	35	17
1T-04-08SP	R1/4"X19	R1/2"X14	15	20	43	22
1T-06SP	R3/8"X19	R3/8"X19	15	15	36	17
1T-06-08SP	R3/8"X19	R1/2"X14	15	20	43	22
1T-08SP	R1/2"X14	R1/2"X14	20	20	46	22
1T-08-12SP	R1/2"X14	R3/4"X14	20	20	48	30
1T-12SP	R3/4"X14	R3/4"X14	20	20	48	30
1T-12-16SP	R3/4"X14	R1"X11	20	25.5	55.5	36
1T-16SP	R1"X11	R1"X11	25.5	25.5	61	36
1T-16-20SP	R1"X11	R1.1/4"X11	25.5	26.5	64.5	46
1T-20SP	R1.1/4"X11	R1.1/4"X11	26.5	26.5	65.5	46
1T-20-24SP	R1.1/4"X11	R1.1/2"X11	26.5	26.5	67	50
1T-24SP	R1.1/2"X11	R1.1/2"X11	26.5	26.5	67	50
1T-24-32SP	R1.1/2"X11	R2"X11	26.5	30	71.5	65
1T-32SP	R2"X11	R2"X11	30	30	75	65

1T9-SP

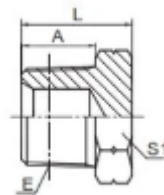
90° ELBOW BSPT MALE



PART NO	THREAD		DIMENSIONS		
	E	F	A	B	S1
1T9-02SP	R1/8"X28	R1/8"X28	21	21	11
1T9-02-04SP	R1/8"X28	R1/4"X19	23.5	25.5	14
1T9-04SP	R1/4"X19	R1/4"X19	25.5	25.5	14
1T9-04-06SP	R1/4"X19	R3/8"X19	26.5	28.5	16
1T9-04-08SP	R1/4"X19	R1/2"X14	30.5	36	22
1T9-06SP	R3/8"X19	R3/8"X19	28.5	28.5	16
1T9-06-08SP	R3/8"X19	R1/2"X14	32.5	36	22
1T9-08SP	R1/2"X14	R1/2"X14	36	36	22
1T9-08-12SP	R1/2"X14	R3/4"X14	39.5	43.5	27
1T9-12SP	R3/4"X14	R3/4"X14	43.5	43.5	27
1T9-12-16SP	R3/4"X14	R1"X11	48	50	33
1T9-16SP	R1"X11	R1"X11	50	50	33
1T9-16-20SP	R1"X11	R1.1/4"X11	56.5	57.5	41
1T9-20SP	R1.1/4"X11	R1.1/4"X11	56.5	56.5	41
1T9-24SP	R1.1/2"X11	R1.1/2"X11	62.5	62.5	48
1T9-32SP	R2"X11	R2"X11	68	75	63

4T-SP

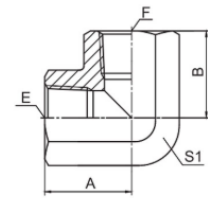
BSPT MALE PLUG



PART NO	THREAD	DIMENSIONS		
	E	A	L	S1
4T-02SP	R1/8"X28	10	16	12
4T-04SP	R1/4"X19	14.5	20	14
4T-06SP	R3/8"X19	15	21	17
4T-08SP	R1/2"X14	20	27	22
4T-12SP	R3/4"X14	20	29	27
4T-16SP	R1"X11	25.5	36.5	36
4T-20SP	R1.1/4"X11	26.5	38.5	46
4T-24SP	R1.1/2"X11	26.5	42	50
4T-32SP	R2"X11	30	47	65

7T9-PK

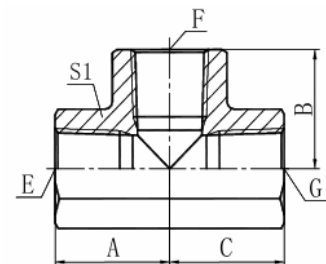
90° ELBOW BSPT FEMALE



PART NO.	THREAD		DIMENSIONS		
	E	F	A	B	S1
7T9-02PK	Rc1/8"X28	Rc1/8"X28	20	20	16
7T9-02-04PK	Rc1/8"X28	Rc1/4"X19	20	22.5	19
7T9-04PK	Rc1/4"X19	Rc1/4"X19	22.5	22.5	19
7T9-06PK	Rc3/8"X19	Rc3/8"X19	26	26	24
7T9-08PK	Rc1/2"X14	Rc1/2"X14	31	31	27
7T9-12PK	Rc3/4"X14	Rc3/4"X14	34	34	33
7T9-16PK	Rc1"X11	Rc1"X11	42	42	41
7T9-20PK	Rc1.1/4"X11	Rc1.1/4"X11	48	48	50
7T9-24PK	Rc1.1/2"X11	Rc1.1/2"X11	53	53	60
7T9-32PK	Rc2"X11	Rc2"X11	62	62	70

GT-PK

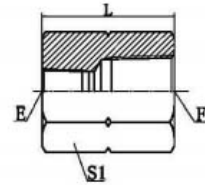
BSPT FEMALE TEE



PART NO	THREAD			DIMENSIONS			
	E	F	G	A	B	C	S1
GT-02PKZ	Rc1/8"X28	Rc1/8"X28	Rc1/8"X28	20	20	20	16
GT-04PKZ	Rc1/4"X19	Rc1/4"X19	Rc1/4"X19	22.5	22.5	22.5	19
GT-06PKZ	Rc3/8"X19	Rc3/8"X19	Rc3/8"X19	26	26	26	24
GT-08PKZ	Rc1/2"X14	Rc1/2"X14	Rc1/2"X14	31	31	31	27
GT-12PKZ	Rc3/4"X14	Rc3/4"X14	Rc3/4"X14	34	34	34	33
GT-16PKZ	Rc1"X11	Rc1"X11	Rc1"X11	42	42	42	41
GT-20PKZ	Rc1.1/4"X11	Rc1.1/4"X11	Rc1.1/4"X11	48	48	48	50
GT-24PKZ	Rc1.1/2"X11	Rc1.1/2"X11	Rc1.1/2"X11	53	53	53	60
GT-32KZ	Rc2"X11	Rc2"X11	Rc2"X11	62	62	62	70

7T

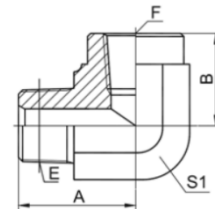
BSPT FEMALE



PART NO	THREAD		DIMENSIONS	
	E	F	L	S1
7T-02	Rc1/8"X28	Rc1/8"X28	20	14
7T-04	Rc1/4"X19	Rc1/4"X19	30	19
7T-06	Rc3/8"X19	Rc3/8"X19	30	22
7T-08	Rc1/2"X14	Rc1/2"X14	40	27
7T-12	Rc3/4"X14	Rc3/4"X14	42	36
7T-16	Rc1"X11	Rc1"X11	50	41
7T-20	Rc1.1/4"X11	Rc1.1/4"X11	55	50
7T-24	Rc1.1/2"X11	Rc1.1/2"X11	55	55
7T-32	Rc2"X11	Rc2"X11	65	70

5T9

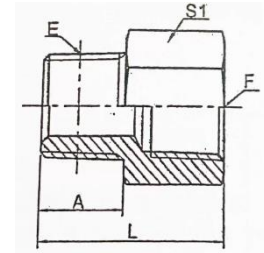
90° ELBOW BSPT MALE/BSPT FEMALE



PART NO	THREAD		DIMENSIONS		
	E	F	A	B	S1
5T9-02SP	R1/8"X28	Rc1/8"X28	24.5	23	16
5T9-04SP	R1/4"X19	Rc1/4"X19	28.5	25	19
5T9-06SP	R3/8"X19	Rc3/8"X19	33.5	25	24
5T9-08SP	R1/2"X14	Rc1/2"X14	40.8	31.5	30
5T9-12SP	R3/4"X14	Rc3/4"X14	47.5	37	33
5T9-16SP	R1"X11	Rc1"X11	56.5	43	41
5T9-20SP	R1.1/4"X11	Rc1.1/4"X11	61	50	48
5T9-24SP	R1.1/2"X11	Rc1.1/2"X11	75	55	63

5T

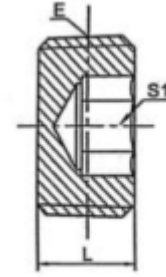
BSPT MALE / BSPT FEMALE



PART NO	THREAD		DIMENSIONS		
	E	F	A	L	S1
5T-02-04	R1/8"x28	Rc1/4"x19	10	30	19
5T-04-02	R1/4"x19	Rc1/8"x28	14	22	14
5T-04	R1/4"x19	Rc1/4"x19	14	34	19
5T-04-06	R1/4"x19	Rc3/8"x19	14	35	22
5T-06-02	R3/8"x19	Rc1/8"x28	15	22	19
5T-06-04	R3/8"x19	Rc1/4"x19	15	22	19
5T-06	R3/8"x19	Rc3/8"x19	15	38	22
5T-06-08	R3/8"x19	Rc1/2"x14	15	36	27
5T-08-04	R1/2"x14	Rc1/4"x19	18	28	22
5T-08-06	R1/2"x14	Rc3/8"x19	18	28	22
5T-08	R1/2"x14	Rc1/2"x14	18	40	27
5T-08-12	R1/2"x14	Rc3/4"x14	18	48	36
5T-12-06	R3/4"x14	Rc3/8"x19	20	30	27
5T-12-08	R3/4"x14	Rc1/2"x14	20	30	27
5T-12	R3/4"x14	Rc3/4"x14	20	48	36
5T-12-16	R3/4"x14	Rc1"x11	20	50	41
5T-16-08	R1"x11	Rc1/2"x14	24	34	36
5T-16-12	R1"x11	Rc3/4"x14	24	34	36
5T-16	R1"x11	Rc1"x11	24	52	41
5T-16-20	R1"x11	Rc1.1/4"x11	24	56	50
5T-20-12	R1.1/4"x11	Rc3/4"x14	25	38	46
5T-20-16	R1.1/4"x11	Rc1"x11	25	38	46
5T-20	R1.1/4"x11	Rc1.1/4"x11	25	60	50
5T-24-16	R1.1/2"x11	Rc1"x11	26.5	42	50
5T-24-20	R1.1/2"x11	Rc1.1/4"x11	26.5	42	50
5T-32-20	R2"x11	Rc1.1/4"x11	30	45	65
5T-32-24	R2"x11	Rc1.1/2"x11	30	45	65

4TN

BSPT MALE HOLLOW HEX PLUG

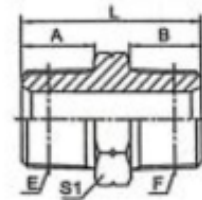


PART NO.	THREAD E	DIMENSIONS L	DIMENSIONS S1
4TN-02	R1/8"x28	8	5
4TN-04	R1/4"x19	10	6
4TN-06	R3/8"x19	10	8
4TN-08	R1/2"x14	13	10
4TN-12	R3/4"x14	14	12
4TN-16	R1"x11	16	14
4TN-20	R1.1/4"x11	18	17
4TN-24	R1.1/2"x11	20	19

AL AWAIEL HYDROMECHANICAL EQUIPMENT

1N

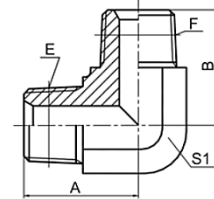
NPT MALE



PART NO	THREAD			DIMENSIONS		
	E	F	A	B	L	S1
1N-02	Z1/8"x27	Z1/8"x27	10.5	10.5	27	12
1N-02-04	Z1/8"x27	Z1/4"x18	10.5	15	31	17
1N-02-06	Z1/8"x27	Z3/8"x18	10.5	16	32	19
1N-04	Z1/4"x18	Z1/4"x18	15	15	35	17
1N-04-06	Z1/4"x18	Z3/8"x18	15	16	37	19
1N-04-08	Z1/4"x18	Z1/2"x14	15	19.5	41.5	22
1N-06	Z3/8"x18	Z3/8"x18	16	16	38	19
1N-06-08	Z3/8"x18	Z1/2"x14	16	19.5	43.5	22
1N-06-12	Z3/8"x18	Z3/4"x14	16	19.5	45.5	27
1N-08	Z1/2"x14	Z1/2"x14	19.5	19.5	47	22
1N-08-12	Z1/2"x14	Z3/4"x14	19.5	19.5	49	27
1N-08-16	Z1/2"x14	Z1"x11.5	19.5	25.5	56	36
1N-12	Z3/4"x14	Z3/4"x14	19.5	19.5	49	27
1N-12-16	Z3/4"x14	Z1"x11.5	19.5	25.5	55	36
1N-12-20	Z3/4"x14	Z1.1/4"x11.5	19.5	26.5	59	46
1N-16	Z1"x11.5	Z1"x11.5	25.5	25.5	61	36
1N-16-20	Z1"x11.5	Z1.1/4"x11.5	25.5	26.5	64	46
1N-16-24	Z1"x11.5	Z1.1/2"x11.5	25.5	27.5	68	50
1N-20	Z1.1/4"x11.5	Z1.1/4"x11.5	26.5	26.5	65	46
1N-20-24	Z1.1/4"x11.5	Z1.1/2"x11.5	26.5	27.5	69	50
1N-24	Z1.1/2"x11.5	Z1.1/2"x11.5	27.5	27.5	69	50
1N-24-32	Z1.1/2"x11.5	Z2"x11.5	27.5	27.5	72	65
1N-32	Z2"x11.5	Z2"x11.5	27.5	27.5	71	65

1N9

90° ELBOW NPT MALE



PART NO	THREAD		DIMENSIONS		
	E	F	A	B	S1
1N9-02	Z1/8"X27	Z1/8"X27	21	21	11
1N9-02-04	Z1/8"X27	Z1/4"X18	23.5	25.5	14
1N9-04	Z1/4"X18	Z1/4"X18	25.5	25.5	14
1N9-04-06	Z1/4"X18	Z3/8"X18	28	31	19
1N9-04-08	Z1/4"X18	Z1/2"X14	30.5	36.5	22
1N9-06	Z3/8"X18	Z3/8"X18	31	31	19
1N9-06-08	Z3/8"X18	Z1/2"X14	33.8	37.3	22
1N9-08	Z1/2"X14	Z1/2"X14	37.3	37.3	22
1N9-08-12	Z1/2"X14	Z3/4"X14	40	44	27
1N9-12	Z3/4"X14	Z3/4"X14	44	44	27
1N9-12-16	Z3/4"X14	Z1"X11.5	46.5	50	33
1N9-16	Z1"X11.5	Z1"X11.5	50	50	33
1N9-20	Z1.1/4"X11.5	Z1.1/4"X11.5	54	54	41
1N9-24	Z1.1/2"X11.5	Z1.1/2"X11.5	63	63	48
1N9-32	Z2"X11.5	Z2"X11.5	68	68	63

4N

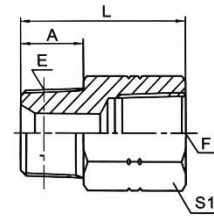
NPT MALE PLUG



PART NO.	THREAD E	DIMENSIONS A	DIMENSIONS L	DIMENSIONS S1
4N-02	Z1/8"x27	10.5	16	12
4N-04	Z1/4"x18	15	20	17
4N-06	Z3/8"x18	16	21	19
4N-08	Z1/2"x14	19.5	27	22
4N-12	Z3/4"x14	19.5	29.5	27
4N-16	Z1"x11.5	25.5	36.5	36
4N-20	Z1.1/4"x11.5	26.5	38.5	46
4N-24	Z1.1/2"x11.5	27.5	43	50
4N-32	Z2"x11.5	27.5	43.5	65

5N

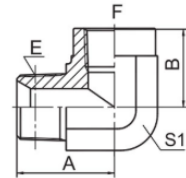
NPT MALE / NPT FEMALE



PART NO	THREAD		DIMENSIONS		
	E	F	A	L	S1
5N-02	Z1/8"x27	Z1/8"x27	10.5	25.5	17
5N-02-04	Z1/8"x27	Z1/4"x18	10.5	31	19
5N-02-06	Z1/8"x27	Z3/8"x18	11	31	24
5N-04-02	Z1/4"x18	Z1/8"x27	15	22	17
5N-04	Z1/4"x18	Z1/4"x18	15	35.3	19
5N-04-06	Z1/4"x18	Z3/8"x18	15	36.8	24
5N-04-08	Z1/4"x18	Z1/2"x14	15	43	30
5N-06-02	Z3/8"x18	Z1/8"x27	16	22	19
5N-06-04	Z3/8"x18	Z1/4"x18	16	22	19
5N-06	Z3/8"x18	Z3/8"x18	16	37.8	24
5N-06-08	Z3/8"x18	Z1/2"x14	17	43.7	30
5N-06-12	Z3/8"x18	Z3/4"x14	17	47	36
5N-08-04	Z1/2"x14	Z1/4"x18	19.5	28	24
5N-08-06	Z1/2"x14	Z3/8"x18	19.5	28.5	24
5N-08	Z1/2"x14	Z1/2"x14	19.5	47.5	30
5N-08-12	Z1/2"x14	Z3/4"x14	19.5	49	36
5N-12-06	Z3/4"x14	Z3/8"x18	19.5	30.5	27
5N-12-08	Z3/4"x14	Z1/2"x14	19.5	30.5	27
5N-12	Z3/4"x14	Z3/4"x14	19.5	49	36
5N-12-16	Z3/4"x14	Z1"x11.5	19.5	55.4	41
5N-16-08	Z1"x11.5	Z1/2"x14	25.5	35.5	36
5N-16-12	Z1"x11.5	Z3/4"x14	25.5	36.5	36
5N-16	Z1"x11.5	Z1"x11.5	25.5	60.7	41
5N-16-20	Z1"x11.5	Z1.1/4"x11.5	25.5	63.5	50
5N-20-12	Z1.1/4"x11.5	Z3/4"x14	26.5	38.5	46
5N-20-16	Z1.1/4"x11.5	Z1"x11.5	26.5	41	46
5N-20	Z1.1/4"x11.5	Z1.1/4"x11.5	26.5	61.5	50
5N-20-24	Z1.1/4"x11.5	Z1.1/2"x11.5	26.5	62.5	60
5N-24-16	Z1.1/2"x11.5	Z1"x11.5	27.5	41.5	50
5N-24-20	Z1.1/2"x11.5	Z1.1/4"x11.5	27.5	41	50
5N-24	Z1.1/2"x11.5	Z1.1/2"x11.5	27.5	62.5	65
5N-24-32	Z1.1/2"x11.5	Z2"x11.5	27.5	66.5	70
5N-32-20	Z2"x11.5	Z1.1/4"x11.5	27.5	44.5	65
5N-32-24	Z2"x11.5	Z1.1/2"x11.5	27.5	45	65
5N-32	Z2"x11.5	Z2"x11.5	27.5	62.5	70

5N9

90° ELBOW NPT MALE /NPT FEMALE

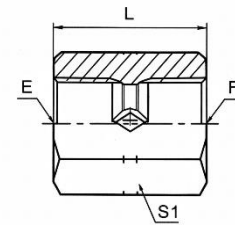


PART NO	THREAD		DIMENSIONS		
	E	F	A	B	S1
5N9-02	Z1/8"x27	Z1/8"x27	24.5	17.8	16
5N9-04-02	Z1/4"x18	Z1/8"x27	26.5	16.8	16
5N9-04	Z1/4"x18	Z1/4"x18	28	22.4	19
5N9-04-06	Z1/4"x18	Z3/8"x18	31	25	24
5N9-06-04	Z3/8"x18	Z1/4"x18	31	22.4	19
5N9-06	Z3/8"x18	Z3/8"x18	33.5	25	24
5N9-08	Z1/2"x14	Z1/2"x14	41.2	31.2	30
5N9-12-08	Z3/4"x14	Z1/2"x14	45	31.2	30
5N9-12	Z3/4"x14	Z3/4"x14	45.2	34.5	33
5N9-16	Z1"x11.5	Z1"x11.5	54.5	41.1	41
5N9-20	Z1.1/4"x11.5	Z1.1/4"x11.5	63	43.2	48
5N9-24	Z1.1/2"x11.5	Z1.1/2"x11.5	71.5	52.8	63
5N9-32	Z2"x11.5	Z2"x11.5	73.5	62	65

AL AWAIEL HYDROMECHANICAL EQUIPMENT

7N

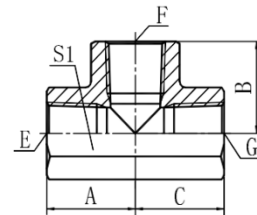
NPT FEMALE



PART NO	THREAD		DIMENSIONS	
	E	F	L	S1
7N-02	Z1/8"x27	Z1/8"x27	24	17
7N-02-04	Z1/8"x27	Z1/4"x18	27	19
7N-02-06	Z1/8"x27	Z3/8"x18	30	22
7N-04	Z1/4"x18	Z1/4"x18	29	19
7N-04-06	Z1/4"x18	Z3/8"x18	31	22
7N-04-08	Z1/4"x18	Z1/2"x14	35	30
7N-06	Z3/8"x18	Z3/8"x18	29	22
7N-06-08	Z3/8"x18	Z1/2"x14	38	30
7N-06-12	Z3/8"x18	Z3/4"x14	40	36
7N-08	Z1/2"x14	Z1/2"x14	38	30
7N-08-12	Z1/2"x14	Z3/4"x14	43	36
7N-12	Z3/4"x14	Z3/4"x14	39	36
7N-12-16	Z3/4"x14	Z1"x11.5	45.5	41
7N-16	Z1"x11.5	Z1"x11.5	48	41
7N-20	Z1.1/4"x11.5	Z1.1/4"x11.5	49	50
7N-24	Z1.1/2"x11.5	Z1.1/2"x11.5	49	60
7N-32	Z2"x11.5	Z2"x11.5	50	70

GN-PK

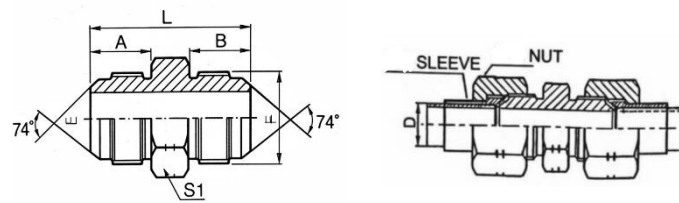
NPT FEMALE TEE



PART NO	THREAD			DIMENSIONS			
	E	F	G	A	B	C	S1
GN-02PK	Z1/8"x27	Z1/8"x27	Z1/8"x27	20	20	20	16
GN-04PK	Z1/4"x18	Z1/4"x18	Z1/4"x18	22.5	22.5	22.5	19
GN-06PK	Z3/8"x18	Z3/8"x18	Z3/8"x18	26	26	26	24
GN-08PK	Z1/2"x14	Z1/2"x14	Z1/2"x14	31	31	31	27
GN-12PK	Z3/4"x14	Z3/4"x14	Z3/4"x14	34	34	34	33
GN-16PK	Z1"x11.5	Z1"x11.5	Z1"x11.5	42	42	42	41
GN-20PK	Z1.1/4"x11.5	Z1.1/4"x11.5	Z1.1/4"x11.5	48	48	48	50
GN-24PK	Z1.1/2"x11.5	Z1.1/2"x11.5	Z1.1/2"x11.5	53	53	53	60
GN-32PK	Z2"x11.5	Z2"x11.5	Z2"x11.5	62	62	62	70

1J

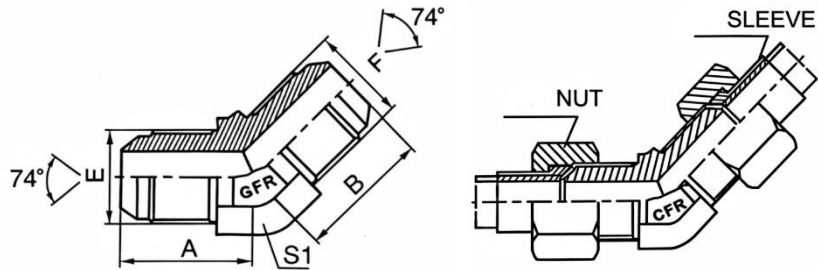
JIC MALE 74° CONE



PART NO	THREAD		DIMENSIONS			
	E	F	A	B	L	S1
1J-02	5/16"x24	5/16"x24	11.4	11.4	29	12
1J-02-03	5/16"x24	3/8"x24	11.4	12.2	29.5	12
1J-03	3/8"x24	3/8"x24	12.2	12.2	30.5	12
1J-04	7/16"x20	7/16"x20	14	14	34	12
1J-04-05	7/16"x20	1/2"x20	14	14	34	14
1J-04-06	7/16"x20	9/16"x18	14	14.1	34.1	17
1J-04-08	7/16"x20	3/4"x16	14	16.7	38.5	22
1J-05	1/2"x20	1/2"x20	14	14	34	14
1J-05-06	1/2"x20	9/16"x18	14	14.1	34	17
1J-05-08	1/2"x20	3/4"x16	14	16.7	38.5	22
1J-05-10	1/2"x20	7/8"x14	14	19.3	41	24
1J-06	9/16"x18	9/16"x18	14.1	14.1	34.2	17
1J-06-08	9/16"x18	3/4"x16	14.1	16.7	38.5	22
1J-06-10	9/16"x18	7/8"x14	14.1	19.3	41.5	24
1J-06-12	9/16"x18	1.1/16"x12	14.1	21.9	46	30
1J-08	3/4"x16	3/4"x16	16.7	16.7	42	22
1J-08-10	3/4"x16	7/8"x14	16.7	19.3	44	24
1J-08-12	3/4"x16	1.1/16"x12	16.7	21.9	48.5	30
1J-08-16	3/4"x16	1.5/16"x12	16.7	23.1	51	36
1J-10	7/8"x14	7/8"x14	19.3	19.3	46.5	24
1J-10-12	7/8"x14	1.1/16"x12	19.3	21.9	51	30
1J-10-16	7/8"x14	1.5/16"x12	19.3	23.1	53.5	36
1J-12	1.1/16"x12	1.1/16"x12	21.9	21.9	54	30
1J-12-14	1.1/16"x12	1.3/16"x12	21.9	22.6	55.5	32
1J-12-16	1.1/16"x12	1.5/16"x12	21.9	23.1	56	36
1J-14	1.3/16"x12	1.3/16"x12	22.6	22.6	56	32
1J-14-16	1.3/16"x12	1.5/16"x12	22.6	23.1	56.5	36
1J-16	1.5/16"x12	1.5/16"x12	23.1	23.1	57	36
1J-16-20	1.5/16"x12	1.5/8"x12	23.1	24.3	60.5	46
1J-16-24	1.5/16"x12	1.7/8"x12	23.1	27.5	65.5	50
1J-20	1.5/8"x12	1.5/8"x12	24.3	24.3	62	46
1J-20-24	1.5/8"x12	1.7/8"x12	24.3	27.5	67	50
1J-20-32	1.5/8"x12	2.1/2"x12	24.3	33.9	75	65
1J-24	1.7/8"x12	1.7/8"x12	27.5	27.5	70	50
1J-24-32	1.7/8"x12	2.1/2"x12	27.5	33.9	78.5	65
1J-32	2.1/2"x12	2.1/2"x12	33.9	33.9	85	65

1J4

45° ELBOW JIC MALE 74° CONE

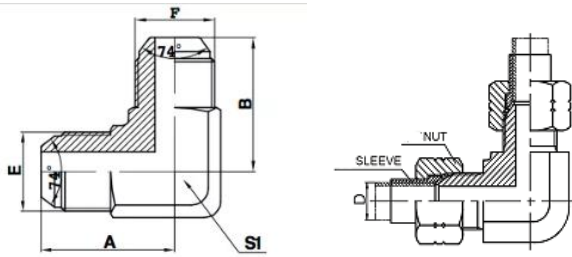


PART NO	THREAD		DIMENSIONS		
	E	F	A	B	S1
1J4-04	7/16"x20	7/16"x20	21.5	21.5	11
1J4-05	1/2"x20	1/2"x20	23	23	14
1J4-06	9/16"x18	9/16"x18	22.8	22.8	14
1J4-08	3/4"x16	3/4"x16	26.8	26.8	19
1J4-10	7/8"x14	7/8"x14	31	31	22
1J4-12	1.1/16"x12	1.1/16"x12	35.5	35.5	27
1J4-16	1.5/16"x12	1.5/16"x12	38.5	38.5	33

AL AWAIEL HYDROMECHANICAL EQUIPMENT

1J9

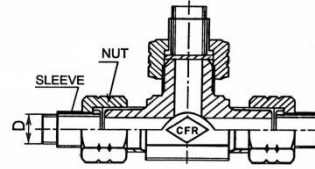
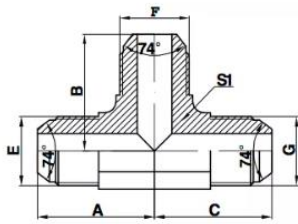
90° ELBOW JIC MALE 74° CONE



PART NO	THREAD		DIMENSIONS		
	E	F	A	B	S1
1J9-02	5/16"x24	5/16"x24	20.5	20.5	11
1J9-03	3/8"x24	3/8"x24	22	22	11
1J9-04	7/16"x20	7/16"x20	24.5	24.5	11
1J9-05	1/2"x20	1/2"x20	26.6	26.6	14
1J9-05-06	1/2"x20	9/16"x18	26.6	26.9	14
1J9-06	9/16"x18	9/16"x18	26.9	26.9	14
1J9-06-08	9/16"x18	3/4"x16	30	32	19
1J9-06-10	9/16"x18	7/8"x14	32	37.8	22
1J9-08	3/4"x16	3/4"x16	32	32	19
1J9-08-10	3/4"x16	7/8"x14	34.8	37.8	22
1J9-10	7/8"x14	7/8"x14	37.8	37.8	22
1J9-10-12	7/8"x14	1.1/16"x12	41	44.2	27
1J9-12	1.1/16"x12	1.1/16"x12	44.2	44.2	27
1J9-14	1.3/16"x12	1.3/16"x12	47.5	47.5	30
1J9-16	1.5/16"x12	1.5/16"x12	49	49	33
1J9-20	1.5/8"x12	1.5/8"x12	55.5	55.5	41
1J9-24	1.7/8"x12	1.7/8"x12	62.5	62.5	48
1J9-32	2.1/2"x12	2.1/2"x12	78	78	63

AJ

JIC MALE 74° CONE TEE

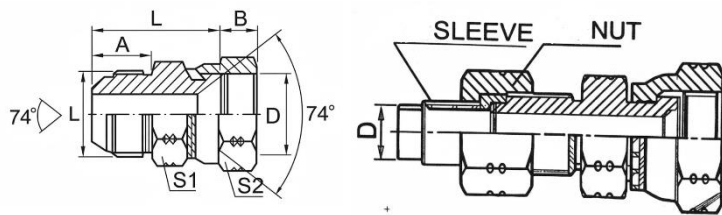


PART NO	THREAD			DIMENSIONS			
	E	F	G	A	B	C	S1
AJ-04	7/16"x20	7/16"x20	7/16"x20	24.5	24.5	24.5	11
AJ-04-06-04	7/16"x20	9/16"x18	7/16"x20	26.6	26.9	26.6	14
AJ-05	1/2"x20	1/2"x20	1/2"x20	26	26	26	14
AJ-06-04-06	9/16"x18	7/16"x20	9/16"x18	26.9	26.6	26.9	14
AJ-06	9/16"x18	9/16"x18	9/16"x18	26.9	26.9	26.9	14
AJ-08	3/4"x16	3/4"x16	3/4"x16	32	32	32	19
AJ-08-06-08	3/4"x16	9/16"x18	3/4"x16	32	30	32	19
AJ-10	7/8"x14	7/8"x14	7/8"x14	37.8	37.8	37.8	22
AJ-12	1.1/16"x12	1.1/16"x12	1.1/16"x12	44.2	44.2	44.2	27
AJ-16	1.5/16"x12	1.5/16"x12	1.5/16"x12	49	49	49	33
AJ-16-12-16	1.5/16"x12	1.1/16"x12	1.5/16"x12	49	48	49	33
AJ-20	1.5/8"x12	1.5/8"x12	1.5/8"x12	56.5	56.5	56.5	41
AJ-24	1.7/8"x12	1.7/8"x12	1.7/8"x12	63	63	63	48
AJ-32	2.1/2"x12	2.1/2"x12	2.1/2"x12	78	78	78	63

AL AWAIEL HYDROMECHANICAL EQUIPMENT

2J

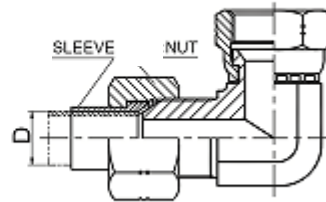
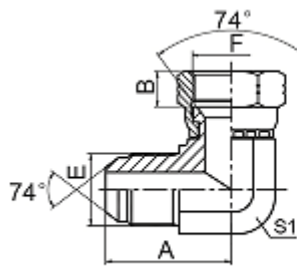
JIC MALE 74° CONE / JIC FEMALE 74° SEAT



PART NO	THREAD		DIMENSIONS				
	E	F	A	B	L	S1	S2
2J-04	7/16"x20	7/16"x20	14	9	28	12	15
2J-04-05	7/16"x20	1/2"x20	14	9.5	28.5	12	17
2J-04-06	7/16"x20	9/16"x18	14	10.5	28.5	14	19
2J-04-08	7/16"x20	3/4"x16	14	11	30.5	19	24
2J-05	1/2"x20	1/2"x20	14	9.5	29	14	17
2J-05-06	1/2"x20	9/16"x18	14	10.5	28.5	14	19
2J-05-08	1/2"x20	3/4"x16	14	11	30.5	19	24
2J-06	9/16"x18	9/16"x18	14.1	10.5	29	17	19
2J-06-08	9/16"x18	3/4"x16	14.1	11	31	19	24
2J-06-10	9/16"x18	7/8"x14	14.1	13	33.5	22	27
2J-08	3/4"x16	3/4"x16	16.7	11	36	22	24
2J-08-06	3/4"x16	9/16"x18	16.7	10.5	34	22	19
2J-08-10	3/4"x16	7/8"x14	16.7	13	35.5	22	27
2J-08-12	3/4"x16	1.1/16"x12	16.7	15	39.5	27	32
2J-10	7/8"x14	7/8"x14	19.3	13	39	24	27
2J-10-08	7/8"x14	3/4"x16	19.3	11	38	24	24
2J-10-12	7/8"x14	1.1/16"x12	19.3	15	42	27	32
2J-12	1.1/16"x12	1.1/16"x12	21.9	15	44.5	30	32
2J-12-10	1.1/16"x12	7/8"x14	21.9	13	43.5	30	27
2J-12-16	1.1/16"x12	1.5/16"x12	21.9	16	45.5	36	41
2J-16	1.5/16"x12	1.5/16"x12	23.1	16	46.5	36	41
2J-16-20	1.5/16"x12	1.5/8"x12	23.1	17	53	41	50
2J-20	1.5/8"x12	1.5/8"x12	24.3	17	54.5	46	50
2J-20-24	1.5/8"x12	1.7/8"x12	24.3	20	55.5	46	55
2J-24	1.7/8"x12	1.7/8"x12	27.5	20	61	50	55
2J-24-32	1.7/8"x12	2.1/2"x12	27.5	24.5	63	65	75
2J-32	2.1/2"x12	2.1/2"x12	33.9	24.5	69.5	65	75

2J9

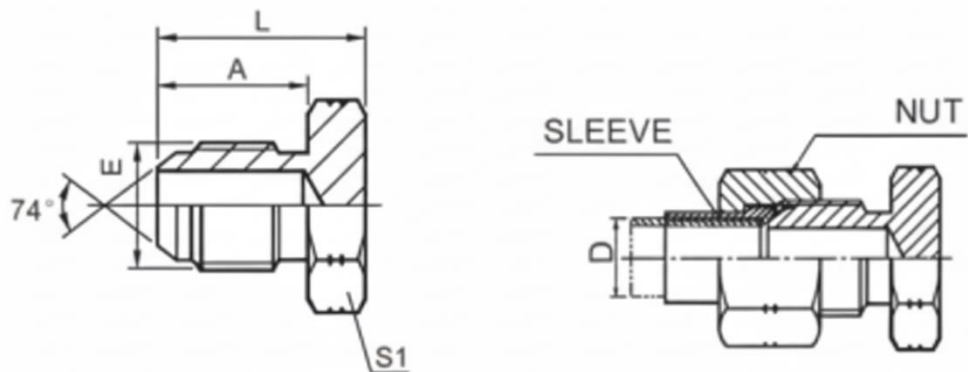
90° ELBOW JIC MALE 74° CONE/ JIC FEMALE 74° SEAT



PART NO	THREAD		DIMENSIONS			
	E	F	A	B	S1	S2
2J9-02	5/16"x24	5/16"x24	21	5.6	11	12
2J9-03	3/8"x24	3/8"x24	22	5	11	14
2J9-04	7/16"x20	7/16"x20	24.5	9	11	15
2J9-05	1/2"x20	1/2"x20	26.5	9.5	14	17
2J9-06	9/16"x18	9/16"x18	26.9	10.5	14	19
2J9-06-08	9/16"x18	3/4"x16	28.5	11	16	24
2J9-08	3/4"x16	3/4"x16	32	10.5	19	19
2J9-08-06	3/4"x16	9/16"x18	32	11	19	24
2J9-08-10	3/4"x16	7/8"x14	32	13	19	27
2J9-10	7/8"x14	7/8"x14	37.8	13	22	27
2J9-10-08	7/8"x14	3/4"x16	37.8	11	22	24
2J9-10-12	7/8"x14	1.1/16"x12	39.5	15	24	32
2J9-12	1.1/16"x12	1.1/16"x12	44.2	15	27	32
2J9-12-10	1.1/16"x12	7/8"x14	44.2	13	27	27
2J9-12-16	1.1/16"x12	1.5/16"x12	46	16	30	41
2J9-14	1.3/16"x12	1.3/16"x12	47.5	15	30	36
2J9-16	1.5/16"x12	1.5/16"x12	48.8	16	33	41
2J9-16-20	1.5/16"x12	1.5/8"x12	54	17	41	50
2J9-20-16	1.5/8"x12	1.5/16"x12	55.5	16	41	41
2J9-20	1.5/8"x12	1.5/8"x12	55.5	17	41	50
2J9-20-24	1.5/8"x12	1.7/8"x12	59.5	20	48	55
2J9-24-20	1.7/8"x12	1.5/8"x12	62.5	17	48	50
2J9-24	1.7/8"x12	1.7/8"x12	62.5	20	48	55
2J9-32	2.1/2"x12	2.1/2"x12	75.5	24.5	63	75

4J

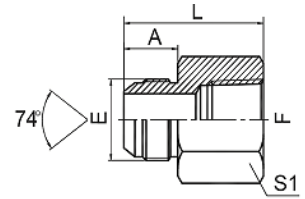
JIC MALE 74° CONE PLUG



PART NO.	THREAD E	DIMENSIONS A	DIMENSIONS L	DIMENSIONS S1
4J-04	7/16"x20	14	20	12
4J-05	1/2"x20	14	20	14
4J-06	9/16"x18	14.1	20	17
4J-08	3/4"x16	16.7	25	22
4J-10	7/8"x14	19.3	27.5	24
4J-12	1.1/16"x12	21.9	32	30
4J-14	1.3/16"x12	22.6	33.5	32
4J-16	1.5/16"x12	23.1	34	36
4J-20	1.5/8"x12	24.3	38	46
4J-24	1.7/8"x12	27.5	44.5	50
4J-32	2.1/2"x12	33.9	51	65

5JT

JIC MALE 74° CONE/BSPT FEMALE

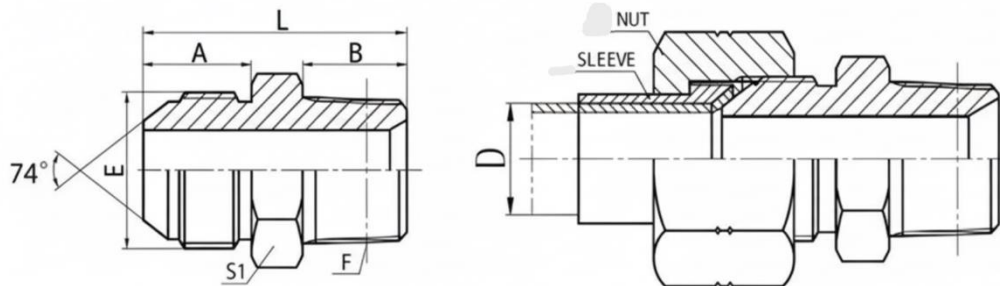


PART NO	THREAD		DIMENSIONS		
	E	F	A	L	S1
5JT-04-02	7/16"x20	Rc1/8"x28	14	30	14
5JT-04	7/16"x20	Rc1/4"x19	14	35	19
5JT-06-04	9/16"x18	Rc1/4"x19	14.5	35	19
5JT-06	9/16"x18	Rc3/8"x19	14.5	36	22
5JT-08-06	3/4"x16	Rc3/8"x19	17	40	22
5JT-08	3/4"x16	Rc1/2"x14	17	45	27
5JT-10-08	7/8"x14	Rc1/2"x14	19	48	27
5JT-12	1.1/16"x12	Rc3/4"x14	22	52	36
5JT-16	1.5/16"x12	Rc1"x11	23	60	41

AL AWAIEL HYDROMECHANICAL EQUIPMENT

1JT-SP

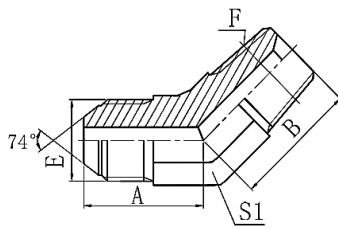
JIC MALE 74 CONE / BSPT MALE



PART NO	THREAD		DIMENSIONS			
	E	F	A	B	L	S1
1JT-04-02SP	7/16"x20	R1/8"x28	14	10	30	12
1JT-04SP	7/16"x20	R1/4"x19	14	14.5	34.5	14
1JT-04-06SP	7/16"x20	R3/8"x19	14	15	35	17
1JT-05-02SP	1/2"x20	R1/8"x28	14	10.5	30.5	14
1JT-05-04SP	1/2"x20	R1/4"x19	14	14.5	34	14
1JT-05-06SP	1/2"x20	R3/8"x19	14	15	35	19
1JT-06-02SP	9/16"x18	R1/8"x28	14.1	10.5	30.5	17
1JT-06-04SP	9/16"x18	R1/4"x19	14.1	14.5	34	17
1JT-06SP	9/16"x18	R3/8"x19	14.1	15	34	17
1JT-06-08SP	9/16"x18	R1/2"x14	14.1	20	41	22
1JT-08-06SP	3/4"x16	R3/8"x19	16.7	15	39	22
1JT-08SP	3/4"x16	R1/2"x14	16.7	20	44.5	22
1JT-08-12SP	3/4"x16	R3/4"x14	16.7	20	46	30
1JT-10-06SP	7/8"x14	R3/8"x19	19.3	15	42.5	24
1JT-10-08SP	7/8"x14	R1/2"x14	19.3	20	46.5	24
1JT-10-12SP	7/8"x14	R3/4"x14	19.3	20	48.5	30
1JT-12-08SP	1.1/16"x12	R1/2"x14	21.9	20	51	30
1JT-12SP	1.1/16"x12	R3/4"x14	21.9	20	51	30
1JT-12-16SP	1.1/16"x12	R1"x11	21.9	25.5	57.5	36
1JT-14-12SP	1.3/16"x12	R3/4"x14	22.6	20	52.5	32
1JT-14-16SP	1.3/16"x12	R1"x11	22.6	25.5	57.5	36
1JT-16-12SP	1.5/16"x12	R3/4"x14	23.1	20	53	36
1JT-16SP	1.5/16"x12	R1"x11	23.1	25.5	59	36
1JT-16-20SP	1.5/16"x12	R1.1/4"x11	23.1	26.5	61.5	46
1JT-20-16SP	1.5/8"x12	R1"x11	24.3	25.5	62.5	46
1JT-20SP	1.5/8"x12	R1.1/4"x11	24.3	26.5	63	46
1JT-20-24SP	1.5/8"x12	R1.1/2"x11	24.3	26.5	68.5	50
1JT-24-20SP	1.7/8"x12	R1.1/4"x11	27.5	26.5	67.5	50
1JT-24SP	1.7/8"x12	R1.1/2"x11	27.5	26.5	69.5	50
1JT-24-32SP	1.7/8"x12	R2"x11	27.5	30	74.5	65
1JT-32-24SP	2.1/2"x12	R1.1/2"x11	33.9	26.5	77.5	65
1JT-32SP	2.1/2"x12	R2"x11	33.9	30	83	65

1JT4-SP

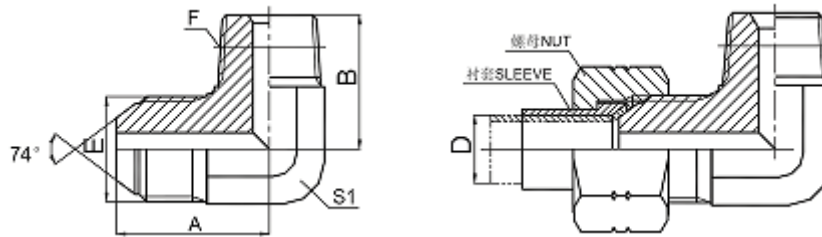
45° ELBOW JIC MALE 74° CONE/BSPT MALE



PART NO	THREAD		DIMENSIONS		
	E	F	A	B	S1
1JT4-04-02SP	7/16"x20	R1/8"x28	21.5	17	11
1JT4-04SP	7/16"x20	R1/4"x19	22.3	21	14
1JT4-04-06SP	7/16"x20	R3/8"x19	22.5	23	16
1JT4-04-08SP	7/16"x20	R1/2"x14	24.5	29.5	22
1JT4-05-02SP	1/2"x20	R1/8"x28	21.5	17.5	14
1JT4-05-04SP	1/2"x20	R1/4"x19	22.3	21	14
1JT4-05-06SP	1/2"x20	R3/8"x19	22.8	23	16
1JT4-06-02SP	9/16"x18	R1/8"x28	22.8	18	14
1JT4-06-04SP	9/16"x18	R1/4"x19	22.8	21	14
1JT4-06SP	9/16"x18	R3/8"x19	23	23	16
1JT4-06-08SP	9/16"x18	R1/2"x14	25	29.5	22
1JT4-08-04SP	3/4"x16	R1/4"x19	26.8	22	19
1JT4-08-06SP	3/4"x16	R3/8"x19	26.8	24	19
1JT4-08SP	3/4"x16	R1/2"x14	28	29.5	22
1JT4-08-12SP	3/4"x16	R3/4"x14	29	30.5	27
1JT4-10-06SP	7/8"x14	R3/8"x19	31	25	22
1JT4-10-08SP	7/8"x14	R1/2"x14	31	29.5	22
1JT4-10-12SP	7/8"x14	R3/4"x14	33	31.5	27
1JT4-12-08SP	1.1/16"x12	R1/2"x14	35.5	30	27
1JT4-12SP	1.1/16"x12	R3/4"x14	35.5	30.5	27
1JT4-12-16SP	1.1/16"x12	R1"x11	37.5	38	33
1JT4-16-12SP	1.5/16"x12	R3/4"x14	38.5	32.5	33
1JT4-16SP	1.5/16"x12	R1"x11	38.5	38	33
1JT4-16-20SP	1.5/16"x12	R1.1/4"x11	42	43	41
1JT4-20-16SP	1.5/8"x12	R1"x11	43	42	41
1JT4-20SP	1.5/8"x12	R1.1/4"x11	43	43	41
1JT4-20-24SP	1.5/8"x12	R1.1/2"x11	46	47.5	48
1JT4-24-20SP	1.7/8"x12	R1.1/4"x11	49	45.5	48
1JT4-24SP	1.7/8"x12	R1.1/2"x11	49	47.5	48
1JT4-32SP	2.1/2"x12	R2"x11	58	50	63

1JT9-SP

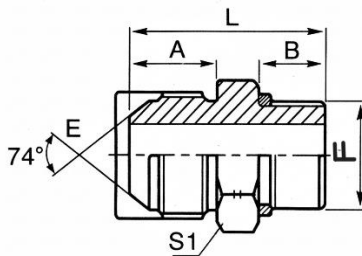
90° ELBOW JIC MALE 74° CONE/BSPT MALE



PART NO	THREAD		DIMENSIONS		
	E	F	A	B	S1
1JT9-02SP	5/16"x24	R1/8"x28	20.5	21	11
1JT9-04-02SP	7/16"x20	R1/8"x28	24.5	21	11
1JT9-04SP	7/16"x20	R1/4"x19	26.6	25.5	14
1JT9-04-06SP	7/16"x20	R3/8"x19	27.5	28	16
1JT9-05-02SP	1/2"x20	R1/8"x28	26.6	23.5	14
1JT9-05-04SP	1/2"x20	R1/4"x19	26.6	25.5	14
1JT9-05-06SP	1/2"x20	R3/8"x19	27.5	28	16
1JT9-06-02SP	9/16"x18	R1/8"x28	26.9	23.5	14
1JT9-06-04SP	9/16"x18	R1/4"x19	26.9	25.5	14
1JT9-06SP	9/16"x18	R3/8"x19	28.5	28.5	16
1JT9-06-08SP	9/16"x18	R1/2"x14	32	36	22
1JT9-08-04SP	3/4"x16	R1/4"x19	32	28	19
1JT9-08-06SP	3/4"x16	R3/8"x19	32	30.5	19
1JT9-08SP	3/4"x16	R1/2"x14	32	36	22
1JT9-08-12SP	3/4"x16	R3/4"x14	37.9	43.5	27
1JT9-10-06SP	7/8"x14	R3/8"x19	38	32	22
1JT9-10-08SP	7/8"x14	R1/2"x14	37.8	36	22
1JT9-10-12SP	7/8"x14	R3/4"x14	41	43.5	27
1JT9-12-08SP	1.1/16"x12	R1/2"x14	44.2	40	27
1JT9-12SP	1.1/16"x12	R3/4"x14	44.2	43.5	27
1JT9-12-16SP	1.1/16"x12	R1"x11	47.8	50	33
1JT9-16-12SP	1.5/16"x12	R3/4"x14	49	47.5	33
1JT9-16SP	1.5/16"x12	R1"x11	49	50	33
1JT9-16-20SP	1.5/16"x12	R1.1/4"x11	54	56.5	41
1JT9-20-16SP	1.5/8"x12	R1"x11	55.5	56.5	41
1JT9-20SP	1.5/8"x12	R1.1/4"x11	55.5	56.5	41
1JT9-24-20SP	1.7/8"x12	R1.1/4"x11	62.5	61	48
1JT9-24SP	1.7/8"x12	R1.1/2"x11	62.5	62.5	48
1JT9-24-32SP	1.7/8"x12	R2"x11	74.5	67	63
1JT9-32SP	2.1/2"x12	R2"x11	75.4	67	63

1JO

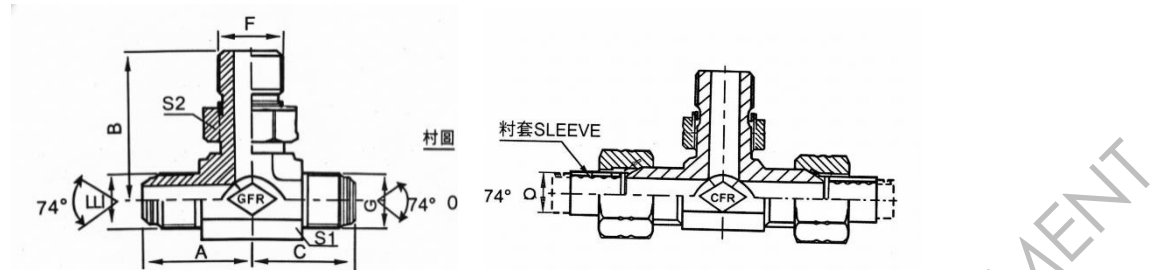
JIC MALE 74° CONE / SAE O-RING BOSS L-SERIES ISO 11928-3



PART NO	THREAD		O RING	DIMENSIONS			
	E	F		A	B	L	S1
1JO-04-02	7/16"x20	5/16"x24	O902	14	7.54	27.5	14
1JO-04-03	7/16"x20	3/8"x24	O903	14	9.14	27.5	14
1JO-04	7/16"x20	7/16"x20	O904	14	9.14	29	14
1JO-04-05	7/16"x20	1/2"x20	O905	14	9.14	29	17
1JO-04-06	7/16"x20	9/16"x18	O906	14	9.93	30	17
1JO-04-08	7/16"x20	3/4"x16	O908	14	11.13	33	22
1JO-05	1/2"x20	1/2"x20	O905	14	9.14	29	17
1JO-05-04	1/2"x20	7/16"x20	O904	14	9.14	29	14
1JO-05-06	1/2"x20	9/16"x18	O906	14	9.93	30	17
1JO-05-08	1/2"x20	3/4"x16	O908	14	11.13	33	22
1JO-06	9/16"x18	9/16"x18	O906	14.1	9.93	30	17
1JO-06-04	9/16"x18	7/16"x20	O904	14.1	9.14	29	17
1JO-06-05	9/16"x18	1/2"x20	O905	14.1	9.14	29.5	17
1JO-06-08	9/16"x18	3/4"x16	O908	14.1	11.13	33	22
1JO-06-10	9/16"x18	7/8"x14	O910	14.1	12.7	37	27
1JO-06-12	9/16"x18	1.1/16"x12	O912	14.1	15.09	40	32
1JO-08	3/4"x16	3/4"x16	O908	16.7	11.13	36	22
1JO-08-04	3/4"x16	7/16"x20	O904	16.7	9.14	34	22
1JO-08-06	3/4"x16	9/16"x18	O906	16.7	9.93	35	22
1JO-08-10	3/4"x16	7/8"x14	O910	16.7	12.7	40	27
1JO-08-12	3/4"x16	1.1/16"x12	O912	16.7	15.09	43	32
1JO-08-14	3/4"x16	1.3/16"x12	O914	16.7	15.09	43	36
1JO-10	7/8"x14	7/8"x14	O910	19.3	12.7	42.5	27
1JO-10-08	7/8"x14	3/4"x16	O908	19.3	11.13	39	24
1JO-10-12	7/8"x14	1.1/16"x12	O912	19.3	15.09	45.5	32
1JO-10-14	7/8"x14	1.3/16"x12	O914	19.3	15.09	45.5	36
1JO-12	1.1/16"x12	1.1/16"x12	O912	21.9	15.09	48	32
1JO-12-08	1.1/16"x12	3/4"x16	O908	21.9	11.13	43	30
1JO-12-10	1.1/16"x12	7/8"x14	O910	21.9	12.7	45	30
1JO-12-14	1.1/16"x12	1.3/16"x12	O914	21.9	15.09	48	36
1JO-12-16	1.1/16"x12	1.5/16"x12	O916	21.9	15.09	48	38
1JO-14	1.3/16"x12	1.3/16"x12	O914	22.6	15.09	48.5	36
1JO-14-12	1.3/16"x12	1.1/16"x12	O912	22.6	15.09	48.5	32
1JO-14-16	1.3/16"x12	1.5/16"x12	O916	22.6	15.09	50.5	38
1JO-16	1.5/16"x12	1.5/16"x12	O916	23.1	15.09	49	38

AJOJ-OG

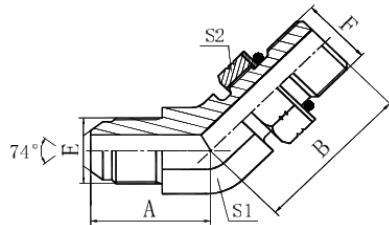
JIC MALE 74° CONE/ SAE O-RING BOSS L-SERJES ISO 11926-3 RUN TEE



PART NO	THREAD			O RING	DIMENSIONS				
	E	F	G		A	B	C	S1	S2
AJOJ-04OG	7/16"x20	7/16"x20	7/16"x20	O904	24.5	27.2	24.5	11	11
AJOJ-05-04-05OG	1/2"x20	7/16"x20	1/2"x20	O904	26.6	30	26.6	14	17
AJOJ-05OG	1/2"x20	1/2"x20	1/2"x20	O905	26.6	29	26.6	14	17
AJOJ-06-04-06OG	9/16"x18	7/16"x20	9/16"x18	O904	26.9	30	26.9	14	17
AJOJ-06-05OG	9/16"x18	1/2"x20	9/16"x18	O905	26.9	30	26.9	14	17
AJOJ-06OG	9/16"x18	9/16"x18	9/16"x18	O906	26.9	31.8	26.9	14	19
AJOJ-08-06-08OG	3/4"x16	9/16"x18	3/4"x16	O906	32	33.5	32	19	19
AJOJ-08OG	3/4"x16	3/4"x16	3/4"x16	O908	33	36.8	33	19	24
AJOJ-10-08-10OG	7/8"x14	3/4"x16	7/8"x14	O908	38	40	38	22	24
AJOJ-10OG	7/8"x14	7/8"x14	7/8"x14	O910	37.8	44	37.8	22	27
AJOJ-12-08-12OG	1.1/16"x12	3/4"x16	1.1/16"x12	O908	45	44	45	27	24
AJOJ-12-10-12OG	1.1/16"x12	7/8"x14	1.1/16"x12	O910	44.2	49	44.2	27	27
AJOJ-12OG	1.1/16"x12	1.1/16"x12	1.1/16"x12	O912	44.2	51	44.2	27	32
AJOJ-16OG	1.5/16"x12	1.5/16"x12	1.5/16"x12	O916	48.8	54.5	48.8	33	41
AJOJ-20-16-20OG	1.5/8"x12	1.5/16"x12	1.5/8"x12	O916	55.5	59.5	55.5	41	41
AJOJ-20OG	1.5/8"x12	1.5/8"x12	1.5/8"x12	O920	55.3	59	55.3	41	50
AJOJ-24OG	1.7/8"x12	1.7/8"x12	1.7/8"x12	O924	62.5	63	62.5	48	63

1JO4-OG

45° ELBOW JIC MALE 74° CONE/ SAE O-RING BOSS L-SERIES ISO 11926-3

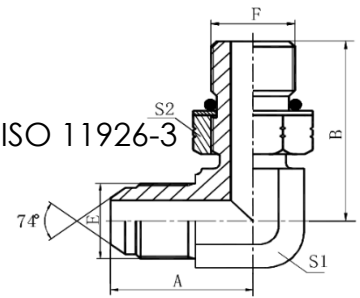


PART NO	THREAD		O RING	DIMENSIONS			
	E	F		A	B	S1	S2
1JO4-04OG	7/16"x20	7/16"x20	O904	21	24	11	17
1JO4-04-06OG	7/16"x20	9/16"x18	O906	22.3	27.5	14	19
1JO4-04-08OG	7/16"x20	3/4"x16	O908	24.5	32.5	19	24
1JO4-05OG	1/2"x20	1/2"x20	O905	22	26.7	14	17
1JO4-05-04OG	1/2"x20	7/16"x20	O904	22	26.7	14	17
1JO4-06OG	9/16"x18	9/16"x18	O906	23.5	28	14	19
1JO4-06-04OG	9/16"x18	7/16"x20	O904	22.8	26	14	17
1JO4-06-05OG	9/16"x18	1/2"x20	O905	22.8	26	14	17
1JO4-06-08OG	9/16"x18	3/4"x16	O908	25	32.5	19	24
1JO4-06-10OG	9/16"x18	7/8"x14	O910	25.5	38.5	22	27
1JO4-08OG	3/4"x16	3/4"x16	O908	25.8	32.5	19	24
1JO4-08-06OG	3/4"x16	9/16"x18	O906	25.5	28	19	19
1JO4-08-10OG	3/4"x16	7/8"x14	O910	28	38.7	22	27
1JO4-08-12OG	3/4"x16	1.1/16"x12	O912	30	43.9	27	32
1JO4-10OG	7/8"x14	7/8"x14	O910	29.5	38.7	22	27
1JO4-10-08OG	7/8"x14	3/4"x16	O908	29.5	33	22	27
1JO4-10-12OG	7/8"x14	1.1/16"x12	O912	33.9	43.9	27	32
1JO4-12OG	1.1/16"x12	1.1/16"x12	O912	34	43.5	27	32
1JO4-12-10OG	1.1/16"x12	7/8"x14	O910	34	42	27	27
1JO4-12-16OG	1.1/16"x12	1.5/16"x12	O916	37	45.5	33	41
1JO4-14OG	1.3/16"x12	1.3/16"x12	O914	37	44	30	36
1JO4-16OG	1.5/16"x12	1.5/16"x12	O916	38	45.5	33	41
1JO4-16-12OG	1.5/16"x12	1.1/16"x12	O912	38	45	33	32
1JO4-16-20OG	1.5/16"x12	1.5/8"x12	O920	40.5	47	41	50
1JO4-20OG	1.5/8"x12	1.5/8"x12	O920	42	48.5	41	50
1JO4-20-24OG	1.5/8"x12	1.7/8"x12	O924	46	50	48	55
1JO4-24OG	1.7/8"x12	1.7/8"x12	O924	48	50	48	55
1JO4-32OG	2.1/2"x12	2.1/2"x12	O932	58	54	63	70



1J09-OG

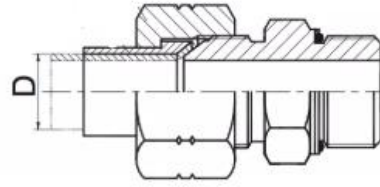
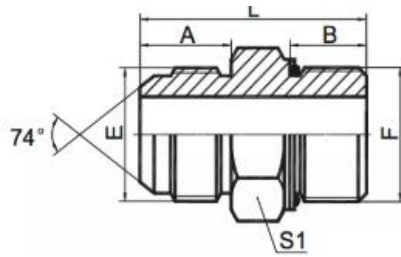
90° ELBOW JIC MALE 74° CONE/ SAE O-RING BOSS L-SERIES ISO 11926-3



PART NO	THREAD		O RING	DIMENSIONS			
	E	F		A	B	S1	S2
1J09-04-030G	7/16"X20	3/8"X24	903	24.5	28	11	14
1J09-04-040G	7/16"X20	7/16"X20	904	24.5	27.2	11	17
1J09-04-050G	7/16"X20	1/2"X20	905	26.6	29.9	14	17
1J09-04-060G	7/16"X20	9/16"X18	906	26.6	31.8	14	19
1J09-05-040G	1/2"X20	7/16"X20	904	26.6	30	14	17
1J09-05-050G	1/2"X20	1/2"X20	905	26.6	29	14	17
1J09-05-060G	1/2"X20	9/16"X18	906	28.6	31.8	14	19
1J09-06-040G	9/16"X18	7/16"X20	904	26.9	30	14	17
1J09-06-050G	9/16"X18	1/2"X20	905	26.9	29.9	14	17
1J09-06-060G	9/16"X18	9/16"X18	906	26.9	31.8	14	19
1J09-06-080G	9/16"X18	3/4"X16	908	30	36.8	19	24
1J09-08-040G	3/4"X16	7/16"X20	904	32	33	19	17
1J09-08-060G	3/4"X16	9/16"X18	906	33	33.5	19	19
1J09-08-080G	3/4"X16	3/4"X16	908	33	36.8	19	24
1J09-08-100G	3/4"X16	7/8"X14	910	34.8	44	22	27
1J09-08-120G	3/4"X16	1.1/16"X12	912	37.9	51	27	32
1J09-10-080G	7/8"X14	3/4"X16	908	36	40	22	27
1J09-100G	7/8"X14	7/8"X14	910	37.8	44	22	27
1J09-10-120G	7/8"X14	1.1/16"X12	912	41	51	27	32
1J09-12-080G	1.1/16"X12	3/4"X16	908	45	44	27	24
1J09-12-100G	1.1/16"X12	7/8"X14	910	44.2	47	27	27
1J09-12-120G	1.1/16"X12	1.1/16"X12	912	44.2	51	27	32
1J09-12-160G	1.1/16"X12	1.5/16"X12	916	47.8	54.5	33	41
1J09-140G	1.3/16"X12	1.3/16"X12	914	47.5	53	30	36
1J09-14-160G	1.3/16"X12	1.5/16"X12	916	48.5	54.5	33	41
1J09-16-120G	1.5/16"X12	1.1/16"X12	912	48.8	54.5	33	32
1J09-16-140G	1.5/16"X12	1.3/16"X12	914	49	56	33	36
1J09-160G	1.5/16"X12	1.5/16"X12	916	48.8	54.5	33	41
1J09-16-200G	1.5/16"X12	1.5/8"X12	920	53.8	59	41	50
1J09-20-160G	1.5/8"X12	1.5/16"X12	916	55.5	59.5	41	41
1J09-200G	1.5/8"X12	1.5/8"X12	920	55.3	59	41	50
1J09-20-240G	1.5/8"X12	1.7/8"X12	924	59.4	63	48	55
1J09-240G	1.7/8"X12	1.7/8"X12	924	62.5	63	48	55
1J09-320G	2.1/2"X12	2.1/2"X12	932	80	76	63	70

1JG

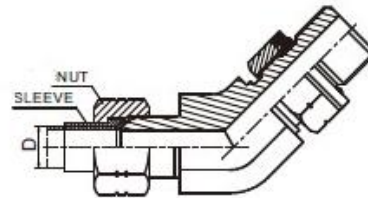
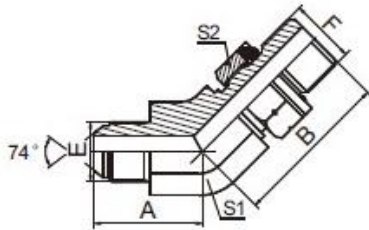
JIC MALE 74° CONE/BSP MALE O-RING



PART NO	THREAD		O RING	DIMENSIONS			
	E	F		A	B	L	S1
1J-04-02	7/16"X20	G1/8"X28	O011	14	9.5	31	-14
1J-04	7/16"X20	G1/4"X19	O111	14	10	32.5	19
1J-04-06	7/16"X20	G3/8"X19	O113	14	11.5	34	22
1J-04-08	7/16"X20	G1/2"X14	O115	14	14	39	27
1J-05-04	1/2"X20	G1/4"X19	O111	14	10	33	19
1J-05-06	1/2"X20	G3/8"X19	O113	14	11.5	36	22
1J-05-08	1/2"X20	G1/2"X14	O115	14	14	39	27
1J-06-04	9/16"X18	G1/4"X19	O111	14.1	11	31.5	19
1J-06	9/16"X18	G3/8"X19	O113	14.1	11.5	34	22
1J-06-08	9/16"X18	G1/2"X14	O115	14.1	14	39	27
1J-08-04	3/4"X16	G1/4"X19	O111	16.7	10	36	22
1J-08-06	3/4"X16	G3/8"X19	O113	16.7	11.5	37	22
1J-08	3/4"X16	G1/2"X14	O115	16.7	14	42	27
1J-08-12	3/4"X16	G3/4"X14	O119	16.7	15.5	44	32
1J-10-06	7/8"X14	G3/8"X19	O113	19.3	11.5	39.5	24
1J-10-08	7/8"X14	G1/2"X14	O115	19.3	14	44.5	27
1J-10-12	7/8"X14	G3/4"X14	O119	19.3	15.5	48.5	32
1J-12-08	1.1/16"X12	G1/2"X14	O115	22	14	49	30
1J-12	1.1/16"X12	G3/4"X14	O119	22	15.5	49.5	32
1J-12-16	1.1/16"X12	G1"X11	O217	22	18	54	41
1J-12-20	1.1/16"X12	G1.1/4"X11	O222	22	20	57	50
1J-16-12	1.5/16"X12	G3/4"X14	O119	23	15.5	52.5	36
1J-16	1.5/16"X12	G1"X11	O217	23	18	55	41
1J-16-20	1.5/16"X12	G1.1/4"X11	O222	23	20	58	50
1J-20-16	1.5/8"X12	G1"X11	O217	24.3	18	58	46
1J-20	1.5/8"X12	G1.1/4"X11	O222	24.3	20	59.5	50
1J-24-16	1.7/8"X12	G1"X11	O217	27.5	18	63.5	50
1J-24-20	1.7/8"X12	G1.1/4"X11	O222	27.5	20	65.5	50
1J-24	1.7/8"X12	G1.1/2"X11	O224	27.5	21.5	64	55

1JG4-OG

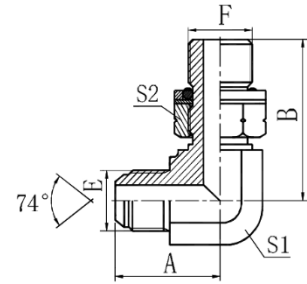
45° ELBOW JIC MALE 74° CONE / BSP MALE O-RING



PART NO	THREAD		O RING	DIMENSIONS			
	E	F		A	B	S1	S2
1JG4-04OG	7/16"X20	G1/4"X19	O111	21	28	14	19
1JG4-05-04OG	1/2"X20	G1/4"X19	O111	21	28	14	19
1JG4-06-04OG	9/16"X18	G1/4"X19	O111	22	28	14	19
1JG4-06OG	9/16"X18	G3/8"X19	O113	23	32	19	22
1JG4-08-06OG	3/4"X16	G3/8"X19	O113	25.8	32	19	22
1JG4-08OG	3/4"X16	G1/2"X14	O115	27.5	36	22	27
1JG4-10-08OG	7/8"X14	G1/2"X14	O115	29.5	38	22	27
1JG4-10OG	7/8"X14	G5/8"X14	O910	29.5	38	22	30
1JG4-12-10OG	1.1/16"X12	G5/8"X14	O910	34	38.5	27	30
1JG4-12-16OG	1.1/16"X12	G1"X11	O217	37.5	44	33	41
1JG4-12OG	1.1/16"X12	G3/4"X14	O119	34	42	27	32
1JG4-16-12OG	1.5/16"X12	G3/4"X14	O119	38	44	33	32
1JG4-16OG	1.5/16"X12	G1"X11	O217	38	44	33	41
1JG4-20OG	1.5/8"X12	G1.1/4"X11	O222	43	47.5	41	50
1JG4-24OG	1.7/8"X12	G1.1/2"X11	O224	49	51.5	48	55

1JG9-OG

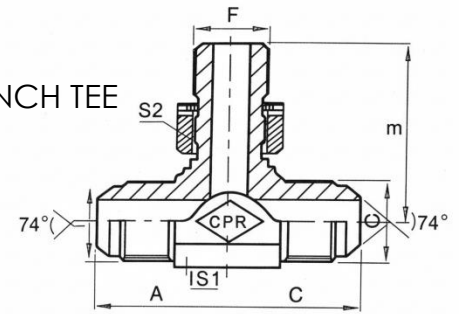
90° ELBOW JIC MALE 74° CONE/BSP MALE O-RING



PART NO	THREAD		O RING	DIMENSIONS			
	E	F		A	B	S1	S2
1JG9-04-02OG	7/16"X20	G1/8"X28	O011	24.5	26.2	11	14
1JG9-04-06OG	7/16"X20	G3/8"X19	O113	27.5	36.8	16	22
1JG9-04OG	7/16"X20	G1/4"X19	O111	26.6	31.3	14	19
1JG9-05-04OG	1/2"X20	G1/4"X19	O111	26.5	31.8	14	19
1JG9-05-06OG	1/2"X20	G3/8"X19	O113	27.5	35.8	16	22
1JG9-05-08OG	1/2"X20	G1/2"X14	O115	31.5	43.2	22	27
1JG9-06-04OG	9/16"X18	G1/4"X19	O111	26.9	31.3	14	19
1JG9-06-08OG	9/16"X18	G1/2"X14	O115	32.5	43.2	22	27
1JG9-06OG	9/16"X18	G3/8"X19	O113	28.5	35.8	16	22
1JG9-08-04OG	3/4"X16	G1/4"X19	O111	32	33.5	19	19
1JG9-08OG	3/4"X16	G1/2"X14	O115	34.8	43.2	22	27
1JG9-08-06OG	3/4"X16	G3/8"X19	O113	32	36.8	19	22
1JG9-08-12OG	3/4"X16	G3/4"X14	O119	37.9	49.3	27	32
1JG9-10-06OG	7/8"X14	G3/8"X19	O113	37.8	39.2	22	22
1JG9-10-08OG	7/8"X14	G1/2"X14	O115	37.8	43.2	22	27
1JG9-10-12OG	7/8"X14	G3/4"X14	O119	41	49.3	27	32
1JG9-12OG	1.1/16"X12	G3/4"X14	O119	44.2	49.3	27	32
1JG9-12-08OG	1.1/16"X12	G1/2"X14	O115	44.2	46.5	27	27
1JG9-12-16OG	1.1/16"X12	G1"X11	O217	48	53	33	41
1JG9-16OG	1.5/16"X12	G1"X11	O217	49	53	33	41
1JG9-16-12OG	1.5/16"X12	G3/4"X14	O119	49	53	33	32
1JG9-16-20OG	1.5/16"X12	G1.1/4"X11	O222	53.8	58	41	50
1JG9-20OG	1.5/8"X12	G1.1/4"X11	O222	55.5	58	41	50
1JG9-20-16OG	1.5/8"X12	G1"X11	O217	55.5	58	41	41
1JG9-24-16OG	1.7/8"X12	G1"X11	O217	62.5	63	48	41
1JG9-24-20OG	1.7/8"X12	G1.1/4"X11	O222	62.5	63	48	50
1JG9-24OG	1.7/8"X12	G1.1/2"X11	O224	62.5	63	48	55

AJGJ-OG

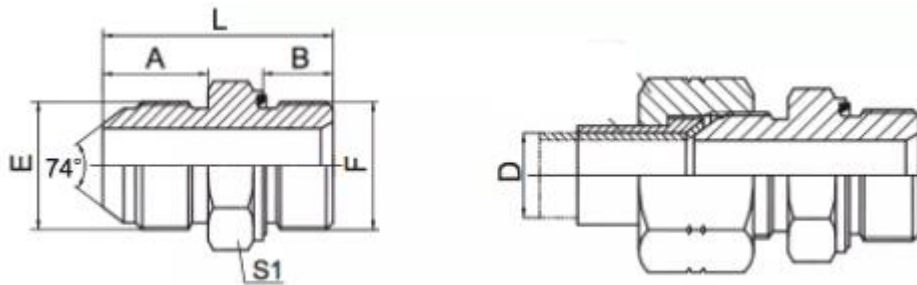
90° ELBOW JIC MALE 74° CONE/ BSP MALE O-RING BRANCH TEE



PART NO	THREAD			O RING	DIMENSIONS				
	E	F	G		A	B	C	S1	S2
AJGJ-04-02-04OG	7/16"X20	G1/8"X28	7/16"X20	O011	24.5	26.2	24.5	11	19
AJGJ-04OG	7/16"X20	G1/4"X19	7/16"X20	O111	26.6	31.8	26.6	14	19
AJGJ-05-02-05OG	1/2"X20	G1/8"X28	1/2"X20	O011	26.6	29	26.6	14	19
AJGJ-05-04-05OG	1/2"X20	G1/4"X19	1/2"X20	O111	26.6	31.8	26.6	14	19
AJGJ-06-04-06OG	9/16"X18	G1/4"X19	9/16"X18	O111	37	31	27	14	19
AJGJ-06OG	9/16"X18	G3/8"X19	9/16"X18	O113	28.5	36.8	28.5	16	22
AJGJ-08-06-08OG	3/4"X16	G3/8"X19	3/4"X16	O113	33	37	33	19	22
AJGJ-08OG	3/4"X16	G1/2"X14	3/4"X16	O115	35	43.2	35	22	27
AJGJ-10-08-10OG	7/8"X14	G1/2"X14	7/8"X14	O115	37.8	43.5	37.8	22	27
AJGJ-12OG	1.1/16"X12	G3/4"X14	1.1/16"X12	O119	44.2	51	44.2	27	32
AJGJ-16OG	1.5/16"X12	G1"X11	1.5/16"X12	O217	48.8	53	48.8	33	41

1JB-WD

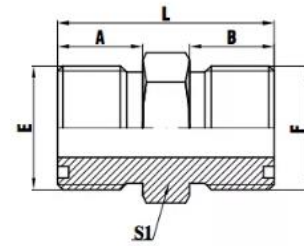
JIC MALE 74° CONE/BSP MALE CAPTIVE SEAL



PART NO	THREAD		CAPTIVE SEAL	DIMENSIONS			
	E	F		A	B	L	S1
1JB-04-02WD	7/16"X20	G1/8"X28	WD-B02	14	8	29.5	14
1JB-04WD	7/16"X20	G1/4"X19	WD-B04	14	12	34	19
1JB-04-06WD	7/16"X20	G3/8"X19	WD-B06	14	12	34.5	22
1JB-04-08WD	7/16"X20	G1/2"X14	WD-B08	14	14	41	27
1JB-05-04WD	1/2"X20	G1/4"X19	WD-B04	14	12	34	19
1JB-05-06WD	1/2"X20	G3/8"X19	WD-B06	14	12	34.5	22
1JB-06-02WD	9/16"X18	G1/8"X28	WD-B02	14.1	8	29.5	17
1JB-06-04WD	9/16"X18	G1/4"X19	WD-B04	14.1	12	34	19
1JB-06WD	9/16"X18	G3/8"X19	WD-B06	14.1	12	34.5	22
1JB-06-08WD	9/16"X18	G1/2"X14	WD-B08	14.1	14	41	27
1JB-08-04WD	3/4"X16	G1/4"X19	WD-B04	16.7	12	37	22
1JB-08-06WD	3/4"X16	G3/8"X19	WD-B06	16.7	12	37.5	22
1JB-08WD	3/4"X16	G1/2"X14	WD-B08	16.7	14	43.5	27
1JB-10-08WD	7/8"X14	G1/2"X14	WD-B08	19.3	14	46.5	27
1JB-10-12WD	7/8"X14	G3/4"X14	WD-B12	19.3	16	47.5	32
1JB-12-08WD	1.1/16"X12	G1/2"X14	WD-B08	21.9	14	48.5	30
1JB-12WD	1.1/16"X12	G3/4"X14	WD-B12	21.9	16	50	32
1JB-12-16WD	1.1/16"X12	G1"X11	WD-B16	21.9	18	56	41
1JB-16-12WD	1.5/16"X12	G3/4"X14	WD-B12	23.1	16	53	36
1JB-16WD	1.5/16"X12	G1"X11	WD-B16	23.1	18	57	41
1JB-16-20WD	1.5/16"X12	G1.1/4"X11	WD-B20	23.1	20	61	50
1JB-20-16WD	1.5/8"X12	G1"X11	WD-B16	24.3	18	58	46
1JB-20WD	1.5/8"X12	G1.1/4"X11	WD-B20	24.3	20	62	50
1JB-20-24WD	1.5/8"X12	G1.1/2"X11	WD-B24	24.3	22	64	55
1JB-24-20WD	1.7/8"X12	G1.1/4"X11	WD-B20	27.5	20	65.5	50
1JB-24WD	1.7/8"X12	G1.1/2"X11	WD-B24	27.5	22	67.5	55

1F

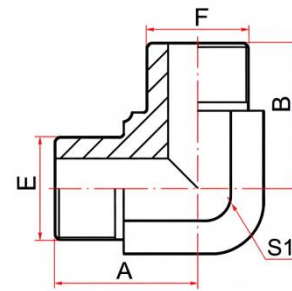
ORFS MALE O-RING



PART NO	THREAD		O-RING		DIMENSIONS			
	E	F	E	F	A	B	L	S1
1F-04	9/16"X18	9/16"X18	O011	O011	9.8	9.8	27.5	17
1F-04-06	9/16"X18	11/16"X16	O011	O012	9.8	11.2	29.7	19
1F-04-08	9/16"X18	13/16"X16	O011	O014	9.8	12.8	32.5	22
1F-06	11/16"X16	11/16"X16	O012	O012	11.2	11.2	31.1	19
1F-06-08	11/16"X16	13/16"X16	O012	O014	11.2	12.8	33.8	22
1F-06-10	11/16"X16	1"X14	O012	O016	11.2	15.5	38	27
1F-08	13/16"X16	13/16"X16	O014	O014	12.8	12.8	35.4	22
1F-08-10	13/16"X16	1"X14	O014	O016	12.8	15.5	40	27
1F-08-12	13/16"X16	1.3/16"X12	O014	O018	12.8	17	43	32
1F-10	1"X14	1"X14	O016	O016	15.5	15.5	42.5	27
1F-10-12	1"X14	1.3/16"X12	O016	O018	15.5	17	45.5	32
1F-12	1.3/16"X12	1.3/16"X12	O018	O018	17	17	47.1	32
1F-12-16	1.3/16"X12	1.7/16"X12	O018	O021	17	17.5	45.5	38
1F-12-20	1.3/16"X12	1.11/16"X12	O018	O025	17	17.5	50.5	46
1F-16	1.7/16"X12	1.7/16"X12	O021	O021	17.5	17.5	49.3	38
1F-16-20	1.7/16"X12	1.11/16"X12	O021	O025	17.5	17.5	51.3	46
1F-16-24	1.7/16"X12	2"X12	O021	O029	17.5	17.5	53	55
1F-20	1.11/16"X12	1.11/16"X12	O025	O025	17.5	17.5	51.3	46
1F-20-24	1.11/16"X12	2"X12	O025	O029	17.5	17.5	53	55
1F-24	2"X12	2"X12	O029	O029	17.5	17.5	53	55

1F9

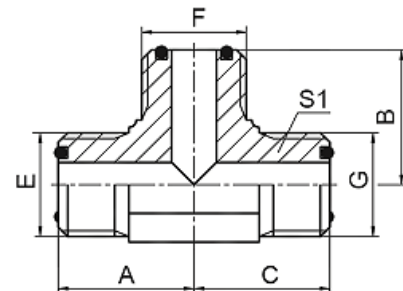
90° ELBOW ORFS MALE O-RING



PART NO	THREAD		O-RING		DIMENSIONS		
	E	F	E	F	A	B	S1
1F9-04	9/16"X18	9/16"X18	O011	O011	23	23	14
1F9-04-06	9/16"X18	11/16"X16	O011	O012	25.5	27	19
1F9-06	11/16"X16	11/16"X16	O012	O012	27.5	27.5	19
1F9-06-08	11/16"X16	13/16"X16	O012	O014	29	31	22
1F9-08	13/16"X16	13/16"X16	O014	O014	31	31	22
1F9-08-12	13/16"X16	1.3/16"X12	O014	O018	35.5	40.3	30
1F9-10	1"X14	1"X14	O016	O016	36.5	36.5	27
1F9-12	1.3/16"X12	1.3/16"X12	O018	O018	41	41	30
1F9-16	1.7/16"X12	1.7/16"X12	O021	O021	44.5	44.5	36
1F9-20	1.11/16"X12	1.11/16"X12	O025	O025	47.5	47.5	41
1F9-24	2"X12	2"X12	O029	O029	53.5	53.5	50

AF

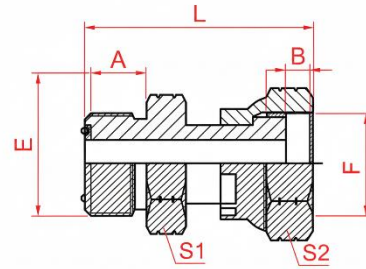
ORFS MALE O-RING TEE



PART NO	THREAD			O-RING			DIMENSIONS			
	E	F	G	E	F	G	A	B	C	S1
AF-04	9/16"X18	9/16"X18	9/16"X18	O011	O011	O011	23	23	23	14
AF-06	11/16"X16	11/16"X16	11/16"X16	O012	O012	O012	27	27	27	19
AF-08	13/16"X16	13/16"X16	13/16"X16	O014	O014	O014	31	31	31	22
AF-10	1"X14	1"X14	1"X14	O016	O016	O016	36.5	36.5	36.5	27
AF-12	1.3/16"X12	1.3/16"X12	1.3/16"X12	O018	O018	O018	40.3	40.3	40.3	30
AF-16	1.7/16"X12	1.7/16"X12	1.7/16"X12	O021	O021	O021	44.5	44.5	44.5	36
AF-20	1.11/16"X12	1.11/16"X12	1.11/16"X12	O025	O025	O025	47.5	47.5	47.5	41
AF-24	2"X12	2"X12	2"X12	O029	O029	O029	53.5	53.5	53.5	50

2F

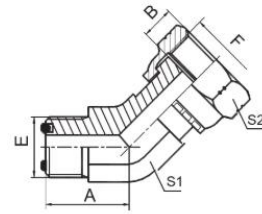
ORFS MALE O-RING/ORFS FEMALE



PART NO	THREAD		O-RING	DIMENSIONS				
	E	F		E	A	B	L	S1
2F-04	9/16"X18	9/16"X18	O011	9.8	8.5	33	17	19
2F-04-06	9/16"X18	11/16"X16	O011	9.8	10	34.5	17	22
2F-04-08	9/16"X18	13/16"X16	O011	9.8	11	36.5	19	27
2F-06-04	11/16"X16	9/16"X18	O012	11.2	8.5	35.5	19	19
2F-06	11/16"X16	11/16"X16	O012	11.2	10	38.5	19	22
2F-06-08	11/16"X16	13/16"X16	O012	11.2	11	37.7	19	27
2F-06-10	11/16"X16	1"X14	O012	11.2	13.5	43.7	24	30
2F-08-06	13/16"X16	11/16"X16	O014	13	10	41	22	22
2F-08	13/16"X16	13/16"X16	O014	13	11	43	22	27
2F-08-10	13/16"X16	1"X14	O014	13	13.5	45.5	24	30
2F-08-12	13/16"X16	1.3/16"X12	O014	13	15	49	30	36
2F-10-08	1"X14	13/16"X16	O016	15.5	11	47.5	27	27
2F-10	1"X14	1"X14	O016	15.5	13.5	51.5	27	30
2F-10-12	1"X14	1.3/16"X12	O016	15.5	15	51.5	30	36
2F-10-16	1"X14	1.7/16"X12	O016	15.5	15	56	36	41
2F-12-08	1.3/16"X12	13/16"X16	O018	17	11	50.5	32	27
2F-12-10	1.3/16"X12	1"X14	O018	17	13.5	54.5	32	30
2F-12	1.3/16"X12	1.3/16"X12	O018	17	15	56	32	36
2F-12-16	1.3/16"X12	1.7/16"X12	O018	17	15	58	36	41
2F-16-12	1.7/16"X12	1.3/16"X12	O021	17.5	15	58	38	36
2F-16	1.7/16"X12	1.7/16"X12	O021	17.5	15	60	38	41
2F-16-20	1.7/16"X12	1.11/16"X12	O021	17.5	15	62	41	50
2F-20-16	1.11/16"X12	1.7/16"X12	O025	17.5	15	58.5	46	41
2F-20	1.11/16"X12	1.11/16"X12	O025	17.5	15	62	46	50
2F-20-24	1.11/16"X12	2"X12	O025	17.5	16	65.5	50	60
2F-24-20	2"X12	1.11/16"X12	O029	17.5	15	64	55	50
2F-24	2"X12	2"X12	O029	17.5	16	64	55	60

2F4

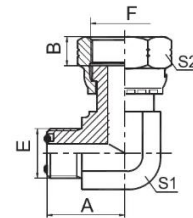
45° ELBOW ORFS MALE O-RING/ORFS FEMALE



PART NO	THREAD		O-RING	DIMENSIONS			
	E	F		E	A	B	S1
2F4-04	9/16"X18	9/16"X18	O011	18.3	8.5	14	19
2F4-06	11/16"X16	11/16"X16	O012	20.5	10	19	22
2F4-08	13/16"X16	13/16"X16	O014	24	11	22	27
2F4-10	1"X14	1"X14	O016	28	15	27	30
2F4-12	1.3/16"X12	1.3/16"X12	O018	30.7	15	30	36
2F4-16	1.7/16"X12	1.7/16"X12	O021	33	15	36	41
2F4-20	1.11/16"X12	1.11/16"X12	O025	35.5	15	41	50

2F9

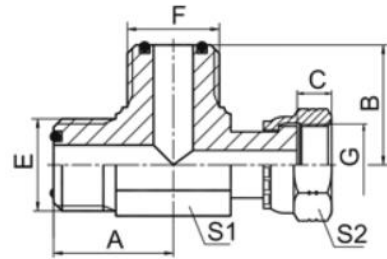
90° ELBOW ORFS MALE O-RING/ORFS FEMALE



PART NO	THREAD		O-RING	DIMENSIONS			
	E	F		E	A	B	S1
2F9-04	9/16"X18	9/16"X18	O011	23	8.5	14	19
2F9-04-06	9/16"X18	11/16"X16	O011	23	10	14	22
2F9-06-04	11/16"X16	9/16"X18	O012	27.5	8.5	19	19
2F9-06	11/16"X16	11/16"X16	O012	27.5	10	19	22
2F9-06-08	11/16"X16	13/16"X16	O012	27	11	19	27
2F9-08-06	13/16"X16	11/16"X16	O014	31	10	22	22
2F9-08	13/16"X16	13/16"X16	O014	31	11	22	27
2F9-10-08	1"X14	13/16"X16	O016	36.5	11	27	27
2F9-10	1"X14	1"X14	O016	36.5	15	27	30
2F9-10-12	1"X14	1.3/16"X12	O016	36.5	15	27	36
2F9-12	1.3/16"X12	1.3/16"X12	O018	41	15	30	36
2F9-12-16	1.3/16"X12	1.7/16"X12	O018	42.5	15	33	41
2F9-16-12	1.7/16"X12	1.3/16"X12	O021	44.5	15	36	36
2F9-16	1.7/16"X12	1.7/16"X12	O021	44.5	15	36	41
2F9-20	1.11/16"X12	1.11/16"X12	O025	44.5	15	41	50
2F9-24	2"X12	2"X12	O029	53.5	15	50	60

CF

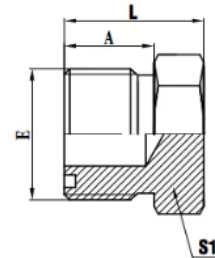
ORFS MALE O-RING/ORFS FEMALE RUN TEE



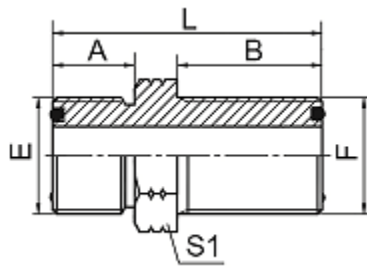
PART NO	THREAD			O-RING		DIMENSIONS				
	E	F	G	E	F	A	B	C	S1	S2
CF-04	9/16"X18	9/16"X18	9/16"X18	O011	O011	23	23	8.5	14	19
CF-06	11/16"X16	11/16"X16	11/16"X16	O012	O012	27.5	27.5	10	19	22
CF-08	13/16"X16	13/16"X16	13/16"X16	O014	O014	31	31	11	22	27
CF-10	1"X14	1"X14	1"X14	O016	O016	36.5	36.5	13.5	27	30
CF-12	1.3/16"X12	1.3/16"X12	1.3/16"X12	O018	O018	40.3	40.3	15	30	36
CF-16	1.7/16"X12	1.7/16"X12	1.7/16"X12	O021	O021	44.5	44.5	15	36	41
CF-20	1.11/16"X12	1.11/16"X12	1.11/16"X12	O025	O025	47.5	47.5	15	41	50
CF-24	2"X12	2"X12	2"X12	O029	O029	53.5	53.5	15	50	60

4F

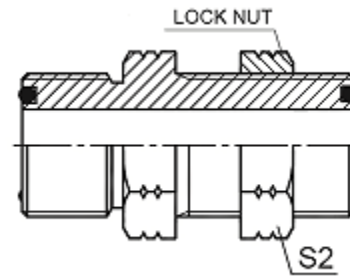
ORFS MALE O-RING PLUG



PART NO	THREAD	O-RING	DIMENSIONS		
	E	E	A	L	S1
4F-04	9/16"X18	O011	9.8	16.8	17
4F-06	11/16"X16	O012	11.2	19.2	19
4F-08	13/16"X16	O014	12.8	21.8	22
4F-10	1"X14	O016	15.5	25.9	27
4F-12	1.3/16"X12	O018	17	27.4	32
4F-16	1.7/16"X12	O021	17.5	27.9	38
4F-20	1.11/16"X12	O025	17.5	27.9	46
4F-24	2"X12	O029	17.5	27.9	55



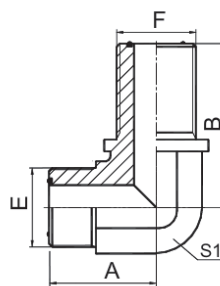
6F



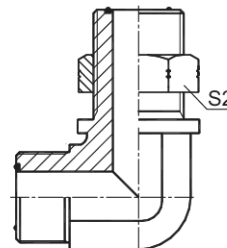
6F-LN

ORFS MALE O-RING BULKHEAD

PART NO	THREAD		O-RING		DIMENSIONS				
	E	F	E	F	A	B	L	S1	S2
6F-04	9/16"X18	9/16"X18	O011	O011	9.8	31.5	48.2	22	22
6F-06	11/16"X16	11/16"X16	O012	O012	11.2	34	53.2	27	27
6F-08	13/16"X16	13/16"X16	O014	O014	12.8	36.5	58.3	30	30
6F-10	1"X14	1"X14	O016	O016	15.5	40.8	66.6	36	36
6F-12	1.3/16"X12	1.3/16"X12	O018	O018	17	41.7	69.2	38	38
6F-16	1.7/16"X12	1.7/16"X12	O021	O021	17.5	42.2	70.2	46	46
6F-20	1.11/16"X12	1.11/16"X12	O025	O025	17.5	42.2	70.2	50	50
6F-24	2"X12	2"X12	O029	O029	17.5	42.2	70.2	60	60



6F9



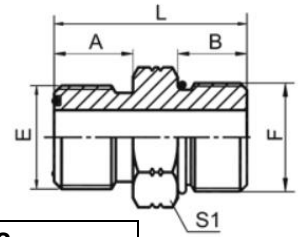
6F9-LN

90° ELBOW ORFS MALE O-RING BULKHEAD

PART NO	THREAD		O-RING		DIMENSIONS			
	E	F	E	F	A	B	S1	S2
6F9-04	9/16"X18	9/16"X18	O011	O011	23	47	14	22
6F9-06	11/16"X16	11/16"X16	O012	O012	27.5	52	19	27
6F9-08	13/16"X16	13/16"X16	O014	O014	31	55.5	22	30
6F9-10	1"X14	1"X14	O016	O016	36.5	63	27	36
6F9-12	1.3/16"X12	1.3/16"X12	O018	O018	38.5	67.2	30	38
6F9-16	1.7/16"X12	1.7/16"X12	O021	O021	44.5	71.2	36	46
6F9-20	1.11/16"X12	1.11/16"X12	O025	O025	47.5	75.5	41	50
6F9-24	2"X12	2"X12	O029	O029	53.5	79.5	50	60

1FO

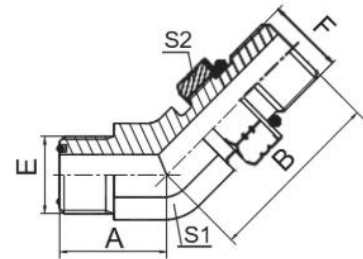
ORFS MALE O-RING/ SAE O-RING BOSS S-SERIES ISO 11926-2



PART NO	THREAD		O-RING		DIMENSIONS			
	E	F	E	F	A	B	L	S1
1FO-04	9/16"X18	7/16"X20	O011	O904	9.8	11	28.7	17
1FO-04-05	9/16"X18	1/2"X20	O011	O905	9.8	11	28.7	17
1FO-04-06	9/16"X18	9/16"X18	O011	O906	9.8	12	29.5	17
1FO-04-08	9/16"X18	3/4"X16	O011	O908	9.8	14	33.5	22
1FO-06-04	11/16"X16	7/16"X20	O012	O904	11.2	11	31	19
1FO-06-05	11/16"X16	1/2"X20	O012	O905	11.2	11	30.9	19
1FO-06	11/16"X16	9/16"X18	O012	O906	11.2	12	31.9	19
1FO-06-08	11/16"X16	3/4"X16	O012	O908	11.2	14	35	22
1FO-06-10	11/16"X16	7/8"X14	O012	O910	11.2	16	38.5	27
1FO-08-06	13/16"X16	9/16"X18	O014	O906	12.8	12	34.5	22
1FO-08	13/16"X16	3/4"X16	O014	O908	12.8	14	36.6	22
1FO-08-10	13/16"X16	7/8"X14	O014	O910	12.8	16	40.5	27
1FO-08-12	13/16"X16	1.1/16"X12	O014	O912	12.8	18.5	44.5	32
1FO-10	1"X14	7/8"X14	O016	O910	15.5	16	43.1	27
1FO-10-08	1"X14	3/4"X16	O016	O908	15.5	14	41	27
1FO-10-12	1"X14	1.1/16"X12	O016	O912	15.5	18.5	47	32
1FO-12-10	1.3/16"X12	7/8"X14	O018	O910	17	16	46	32
1FO-12	1.3/16"X12	1.1/16"X12	O018	O912	17	18.5	48.6	32
1FO-12-16	1.3/16"X12	1.5/16"X12	O018	O916	17	18.5	49.8	38
1FO-16-12	1.7/16"X12	1.1/16"X12	O021	O912	17.5	18.5	50	38
1FO-16	1.7/16"X12	1.5/16"X12	O021	O916	17.5	18.5	50.3	38
1FO-16-20	1.7/16"X12	1.5/8"X12	O021	O920	17.5	18.5	52	50
1FO-20-16	1.11/16"X12	1.5/16"X12	O025	O916	17.5	18.5	52	46
1FO-20	1.11/16"X12	1.5/8"X12	O025	O920	17.5	18.5	52.3	50
1FO-24-20	2"X12	1.5/8"X12	O029	O920	17.5	18.5	54	55
1FO-24	2"X12	1.7/8"X12	O029	O924	17.5	18.5	54.1	55

1FO4-OG

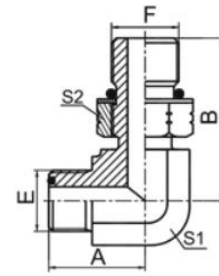
45° ELBOW ORFS MALE O-RING/ SAE O-RING
BOSS S-SERIES ISO 11926-2



PART NO	THREAD		O-RING		DIMENSIONS			
	E	F	E	F	A	B	S1	S2
1FO4-04OG	9/16"X18	7/16"X20	O011	O904	18.3	26	14	17
1FO4-04-06OG	9/16"X18	9/16"X18	O011	O906	18.3	28	14	19
1FO4-06-04OG	11/16"X16	7/16"X20	O012	O904	20.5	27.3	19	17
1FO4-06OG	11/16"X16	9/16"X18	O012	O906	20.5	29.5	19	19
1FO4-06-08OG	11/16"X16	3/4"X16	O012	O908	20.5	32.5	19	24
1FO4-08-06OG	13/16"X16	9/16"X18	O014	O906	24	30.8	22	19
1FO4-08OG	13/16"X16	3/4"X16	O014	O908	24	34	22	24
1FO4-08-10OG	13/16"X16	7/8"X14	O014	O910	24	39.5	22	27
1FO4-08-12OG	13/16"X16	1.1/16"X12	O014	O912	25.5	44	27	32
1FO4-10-08OG	1"X14	3/4"X16	O016	O908	28	34	27	24
1FO4-10OG	1"X14	7/8"X14	O016	O910	28	41.5	27	27
1FO4-10-12OG	1"X14	1.1/16"X12	O016	O912	28	44	27	32
1FO4-12-10OG	1.3/16"X12	7/8"X14	O018	O910	30.7	42	30	27
1FO4-12OG	1.3/16"X12	1.1/16"X12	O018	O912	30.7	45.5	30	32
1FO4-12-16OG	1.3/16"X12	1.5/16"X12	O018	O916	32.5	47.9	36	41
1FO4-16-12OG	1.7/16"X12	1.1/16"X12	O021	O912	33	47.9	36	32
1FO4-16OG	1.7/16"X12	1.5/16"X12	O021	O916	33	47.9	36	41
1FO4-16-20OG	1.7/16"X12	1.5/8"X12	O021	O920	35.5	48.5	41	50
1FO4-20OG	1.11/16"X12	1.5/8"X12	O025	O920	35.5	48.8	41	50
1FO4-20-24OG	1.11/16"X12	1.7/8"X12	O025	O924	38	51	48	55
1FO4-24OG	2"X12	1.7/8"X12	O029	O924	39	52	50	55

1F09-0G

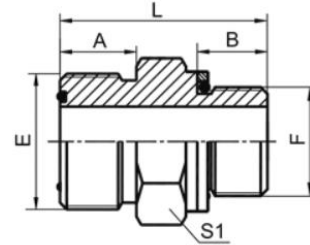
90° ELBOW ORFS MALE O-RING/ SAE O-RING BOSS S-SERIES ISO 11926-2



PART NO	THREAD		O-RING		DIMENSIONS			
	E	F	E	F	A	B	S1	S2
1F09-04OG	9/16"X18	7/16"X20	O011	O904	23	30.3	14	17
1F09-04-06OG	9/16"X18	9/16"X18	O011	O906	23	32	14	19
1F09-06-04OG	11/16"X16	7/16"X20	O012	O904	27.5	33.5	19	17
1F09-06OG	11/16"X16	9/16"X18	O012	O906	27.5	34.5	19	19
1F09-06-08OG	11/16"X16	3/4"X16	O012	O908	27.5	38	19	24
1F09-06-10OG	11/16"X16	7/8"X14	O012	O910	29	47	22	27
1F09-08-06OG	13/16"X16	9/16"X18	O014	O906	31	37	22	19
1F09-08OG	13/16"X16	3/4"X16	O014	O908	31	40.5	22	24
1F09-08-10OG	13/16"X16	7/8"X14	O014	O910	31	45.3	22	27
1F09-08-12OG	13/16"X16	1.1/16"X12	O014	O912	34.5	52	27	32
1F09-10-08OG	1"X14	3/4"X16	O016	O908	36.5	45	27	24
1F09-10OG	1"X14	7/8"X14	O016	O910	36.5	50.8	27	27
1F09-10-12OG	1"X14	1.1/16"X12	O016	O912	36.5	52	27	32
1F09-12-10OG	1.3/16"X12	7/8"X14	O018	O910	41	52.8	30	27
1F09-12OG	1.3/16"X12	1.1/16"X12	O018	O912	41	54	30	32
1F09-12-16OG	1.3/16"X12	1.5/16"X12	O018	O916	43	55.5	33	41
1F09-16-12OG	1.7/16"X12	1.1/16"X12	O021	O912	44.5	59	36	32
1F09-16OG	1.7/16"X12	1.5/16"X12	O021	O916	44.5	59	36	41
1F09-20OG	1.11/16"X12	1.5/8"X12	O025	O920	47.5	60.5	41	50
1F09-20-24OG	1.11/16"X12	1.7/8"X12	O025	O924	51.5	66.5	48	55
1F09-24-20OG	2"X12	1.5/8"X12	O029	O920	53.5	67.5	50	50
1F09-24OG	2"X12	1.7/8"X12	O029	O924	53.5	67.5	50	55

1FG

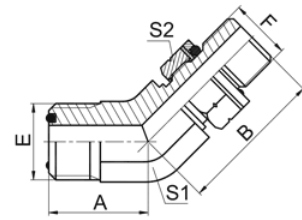
ORFS MALE O-RING / BSP MALE O-RING



PART NO	THREAD		O-RING		DIMENSIONS			
	E	F	E	F	A	B	L	S1
1FG-04-02	9/16"X18	G1/8"X28	O011	O011	10	9.5	27.5	17
1FG-04	9/16"X18	G1/4"X19	O011	O111	10	10	29	19
1FG-04-06	9/16"X18	G3/8"X19	O011	O113	10	11.5	31	22
1FG-06	11/16"X16	G3/8"X19	O012	O113	11.2	11.5	32.5	22
1FG-06-04	11/16"X16	G1/4"X19	O012	O111	11.2	10	31	19
1FG-06-08	11/16"X16	G1/2"X14	O012	O115	11.2	14	36.5	27
1FG-08	13/16"X16	G1/2"X14	O014	O115	13	14	38.5	27
1FG-08-06	13/16"X16	G3/8"X19	O014	O113	13	11.5	34.3	22
1FG-08-12	13/16"X16	G3/4"X14	O014	O119	13	15.5	42	32
1FG-10-08	1"X14	G1/2"X14	O016	O115	15.5	14	41	27
1FG-10-12	1"X14	G3/4"X14	O016	O119	15.5	15.5	44	32
1FG-12-08	1.3/16"X12	G1/2"X14	O018	O115	17	14	44	32
1FG-12	1.3/16"X12	G3/4"X14	O018	O119	17	15.5	45.6	32
1FG-12-16	1.3/16"X12	G1"X11	O018	O217	17	18	48	41
1FG-16-12	1.7/16"X12	G3/4"X14	O021	O119	17.5	15.5	48	38
1FG-16	1.7/16"X12	G1"X11	O021	O217	17.5	18	49.5	41
1FG-16-20	1.7/16"X12	G1.1/4"X11	O021	O222	17.5	20	55.5	50
1FG-20-16	1.11/16"X12	G1"X11	O025	O217	17.5	18	51.5	46
1FG-20	1.11/16"X12	G1.1/4"X11	O025	O222	17.5	20	55.5	50
1FG-24	2"X12	G1.1/2"X11	O029	O224	17.5	21.5	57	55

1FG4-OG

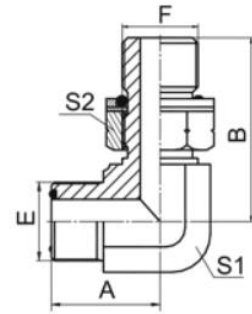
45° ELBOW ORFS MALE O-RING / BSP MALE O-RING



PART NO	THREAD		O-RING		DIMENSIONS			
	E	F	E	F	A	B	S1	S2
1FG4-04OG	9/16"X18	G1/4"X19	O011	O111	18.3	27	14	19
1FG4-04-02OG	9/16"X18	G1/8"X28	O011	O011	18.3	24.8	14	14
1FG4-04-06OG	9/16"X18	G3/8"X19	O011	O113	18	30	16	22
1FG4-06OG	11/16"X16	G3/8"X19	O012	O113	20.5	31	19	22
1FG4-06-04OG	11/16"X16	G1/4"X19	O012	O111	20.5	28	19	19
1FG4-06-08OG	11/16"X16	G1/2"X14	O012	O115	22	36	22	27
1FG4-08OG	13/16"X16	G1/2"X14	O014	O115	24	36	22	27
1FG4-08-06OG	13/16"X16	G3/8"X19	O014	O113	24	32	22	22
1FG4-10-08OG	1"X14	G1/2"X14	O016	O115	28	37.5	27	27
1FG4-10-12OG	1"X14	G3/4"X14	O016	O119	28	42	27	32
1FG4-12OG	1.3/16"X12	G3/4"X14	O018	O119	30.7	42.5	30	32
1FG4-12-08OG	1.3/16"X12	G1/2"X14	O018	O115	30.7	38.5	30	27
1FG4-12-16OG	1.3/16"X12	G1"X11	O018	O217	31.5	44	33	41
1FG4-16OG	1.7/16"X12	G1"X11	O021	O217	33	44.5	36	41
1FG4-16-12OG	1.7/16"X12	G3/4"X14	O021	O119	33	44.5	36	32
1FG4-20OG	1.11/16"X12	G1.1/4"X11	O025	O222	35.5	47.5	41	50

1FG9-OG

90° ELBOW ORFS MALE ORING / BSP MALE O-RING



PART NO	THREAD		O-RING		DIMENSIONS			
	E	F	E	F	A	B	S1	S2
1FG9-04-02OG	9/16"X18	G1/8"X28	O011	O011	23	29	14	14
1FG9-04OG	9/16"X18	G1/4"X19	O011	O111	23	31.3	14	19
1FG9-04-06OG	9/16"X18	G3/8"X19	O011	O113	24	35.8	16	22
1FG9-06-04OG	11/16"X16	G1/4"X19	O012	O111	27	33.5	19	19
1FG9-06OG	11/16"X16	G3/8"X19	O012	O113	27	36.8	19	22
1FG9-06-08OG	11/16"X16	G1/2"X14	O012	O115	29	43.2	22	27
1FG9-08-06OG	13/16"X16	G3/8"X19	O014	O113	31	39.5	22	22
1FG9-08OG	13/16"X16	G1/2"X14	O014	O115	31	43.2	22	27
1FG9-10-08OG	1"X14	G1/2"X14	O016	O115	36.5	46.5	27	27
1FG9-10-12OG	1"X14	G3/4"X14	O016	O119	36.5	49.3	27	32
1FG9-12-08OG	1.3/16"X12	G1/2"X14	O018	O115	40.3	47.5	30	27
1FG9-12OG	1.3/16"X12	G3/4"X14	O018	O119	40.3	52	30	32
1FG9-12-16OG	1.3/16"X12	G1"X11	O018	O217	42.5	53	33	41
1FG9-16-12OG	1.7/16"X12	G3/4"X14	O021	O119	44.5	56	36	32
1FG9-16OG	1.7/16"X12	G1"X11	O021	O217	44.5	56	36	41
1FG9-20-16OG	1.11/16"X12	G1"X11	O025	O217	47.5	60	41	41
1FG9-20OG	1.11/16"X12	G1.1/4"X11	O025	O222	47.5	60	41	50
1FG9-24OG	2"X12	G1.1/2"X11	O029	O224	51.5	65.5	50	55